

Persons who address the board are reminded that the board may not take formal action on matters that are not part of the meeting agenda, and, may not discuss or deliberate on any topic that is not specifically named in the agenda that was posted 72 hours in advance of the meeting today. For any non-agenda topic that is introduced during this meeting, there are only three permissible responses: 1) to provide a factual answer to a question, 2) to cite specific Board of Trustees policy relevant to the topic, or 3) to place the topic on the agenda of a subsequent meeting.

Speakers shall direct their presentations *ONLY* to the Board Chair or the Board as a whole.

**MEETING OF THE BOARD OF TRUSTEES
DALLAS COUNTY COMMUNITY COLLEGE DISTRICT
AND RICHLAND COLLEGIATE HIGH SCHOOL**

**District Office
1601 South Lamar Street
Lower Level, Room 007
Dallas, TX 75215
Tuesday, May 6, 2014
4:00 PM**

AGENDA

- I. Certification of notice posted for the meeting Dr. Joe D. May
- II. Pledges of allegiance to U.S. and Texas flags
- III. Comments from the Chancellor
- IV. Special Recognition: Cedar Valley PTK Chapter
- V. Richland Collegiate High School status report presented by Superintendent Donna Walker *Informative Report No. 31 p. 92*
- VI. Citizens desiring to address the Board regarding agenda items
- VII. Opportunity for members of the Board and chancellor to declare conflicts of interest specific to this agenda *p. 7*
- VIII. Consideration of Bids
 1. Best Bids: Recommendation for price agreement with Metroplex Piano, Peter Collora Piano, Piano Gallery, and Steinway Hall, in an estimated amount of \$200,000, over a two-year period for pianos, District-Wide (Bid No. 12032) *pp. 8-9*

Background: Piano instruction requires the colleges to have appropriate instruments. The average life span of a piano is estimated

between 40 and 50 years. Many of the colleges' pianos have been in service 30 to 40 years and incurred high use in the instructional setting. This price agreement enables the colleges to replace pianos that are no longer economically feasible to maintain.

2. Best Proposals: Recommendation for price agreement with Dan Dippert Coaches and Lone Star Coaches, Inc., in an estimated amount of \$130,000, over a three-year period for charter bus service, District-Wide (RFP No. 12086) *p. 10*

Background: Many DCCCD students have limited transportation, presenting an obstacle to student participation in various off campus activities such as academic field trips, field courses and student life/co-curricular activities. There are times when the size of the student group exceeds our large van/small bus capacity. These buses are large, having 36, 40, 47 or 56 passenger capacity. Using contracted carriers on an as-needed basis relieves the colleges of the financial burden of maintaining a fleet of buses and employing a pool of CDL-holding bus drivers.

3. Low Bid: Recommendation for award to John F. Clark Company, in an amount of \$128,258 to replace gymnasium bleachers, Cedar Valley College (Bid No. 12096) *p. 11*

Background: The District is required to comply with all regulatory codes related to facilities and to provide the safest environment for students, faculty, staff, and visitors. This bid will allow Cedar Valley College to acquire gymnasium bleachers that comply with the Americans with Disabilities Act while significantly improving safety.

4. Low Bids: Recommendation for award to HFO Dallas, Knuth Machine Tools USA, McDowell Machinery & Supply Co., Inc., in an amount of \$152,257 for metal fabricating equipment, Richland College (Bid No. 12098) *pp. 12-13*

Background: This equipment is needed to replace out-dated instructional tools in the machine shop, and to prepare students for job- and certification-ready roles with area employers, including Southwestern Medical Research, QT Manufacturing, Alexandria Industries, AMCO Safety Tools and others. During spring 2014, there were 341 students enrolled in courses using the machine shop.

5. Low Bid: Recommendation for award to Infinity Contractors International, LTD., in an amount of \$173,560 for HVAC replacement, LeCroy Center (Bid No. 12099) *pp. 14*

Background: The LeCroy Center server room houses servers to support all online course offerings of the DCCCD and also houses the disaster recovery backup system for the District's central Information Technology department. Because of equipment operating requirements, server rooms should be maintained at 65 to 70 degrees; the current system can cool the server room to only 79 degrees in the peak of the summer. This project will protect the District's sizable investment in distance learning delivery and instructional content as well as student, human resources, financial and other administrative data.

6. Low Bid: Recommendation for award to North Texas Contracting, Inc., in an amount of \$2,988,000 for parking lot reconstruction, Eastfield College (Bid No. 12100) *p. 15*

Background: These asphalt lots were constructed in 1969; the last modification/resurface occurred in 1995. The proliferation of potholes makes this project a priority. Concrete is recommended for this project because of its durability which reduces cost of and disruption from, cyclic resurfacing. Because of the cost of maintenance and repairs, asphalt pavement can cost 4 times as much over the life of the paving.

7. Low Bid: Recommendation for award to Mart, Inc., in an amount of \$2,495,850 to replace parking lots, Brookhaven College (Bid No. 12101) *pp. 16-17*

Background: These asphalt lots were constructed in 1975; the last modification/resurface occurred in 1995. The proliferation of potholes makes this project a priority. Concrete is recommended for this project because of its durability which reduces cost of and disruption from, cyclic resurfacing. Because of the cost of maintenance and repairs, asphalt pavement can cost 4 times as much over the life of the paving.

8. Low Bid: Recommendation for award to North Texas Contracting, Inc., in an amount of \$1,114,800 for parking lot replacement, Mountain View College (Bid No. 12102) *pp. 18-19*

Background: These asphalt lots were constructed in 1969; the last modification/resurface occurred in 2001. The proliferation of potholes makes this project a priority. Concrete is recommended for this project because of its durability which reduces cost of and disruption from, cyclic resurfacing. Because of the cost of maintenance and repairs, asphalt pavement can cost 4 times as much over the life of the paving.

9. Sole Sources: Recommendation for price agreement renewal with Matthew Bender & Co. and West Group, in an amount of \$525,000, over a five-year period for legal publications, El Centro College *p. 20*

Background: Although 56 colleges and universities in Texas offer paralegal/legal assistant programs, El Centro's program is one of only nine that are approved by the American Bar Association. Accessibility to the broadest range of legal publications and resources is important to this program's continuing success.

IX. Consent Agenda

Minutes

10. Approval of Minutes of the April 1, 2014 Audit Committee Meeting *pp. 21-23*
11. Approval of Minutes of the April 1, 2014 Work Session *pp. 24-26*
12. Approval of Minutes of the April 1, 2014 Regular Meeting *pp. 27-30*
13. Approval of Minutes of the April 21, 2014 Special Meeting *pp. 31-32*

Financial Reports

14. Approval of Expenditures for March 2014 *p. 33*
15. Acceptance of Gifts *pp. 34-35*
16. Approval of Continuing Education Course Tuitions *pp. 36-40*
17. Approval of Adjustments to the Budget for Fiscal Year 2013-2014 *pp. 41-46*
18. Approval of Interlocal Contracts for Services Provided by DCCCD to Dallas County Sheriff's Department the City of Garland, and the City of Carrollton *pp. 47-48*

X. Individual Items

Policy Report for Individual Action

19. Consideration of recommendation of the Texas Higher Education Coordinating Board for closing or consolidation of the Marketing Program at Brookhaven College *p. 49*

Personnel Reports for Individual Action

20. Acceptance of Resignation and Retirements *pp. 50-51*
21. Approval of Warrants of Appointment for Security Personnel *p. 52*
22. Employment of Contractual Personnel – Administrator Related Actions *pp. 53-54*
23. Employment of Contractual Personnel – Faculty Related Actions *pp. 55-59*
24. Reemployment of Faculty for One-Year and Three-Year Contracts *pp. 60-78*
25. Reemployment of Alternative Faculty *pp. 79-80*
26. Reemployment of Visiting Scholar Faculty *pp. 81-84*
27. Non-Renewal of Temporary Faculty, Visiting Scholar Faculty and Regular Appointment Faculty *pp. 85-86*

Building & Grounds Report for Individual Action

28. Approval of Agreement with Dedman Facility Group, Inc. *p. 87*
29. Approval of Change Order with Mart Inc. *p. 88-89*
30. Approval of Change Order with Sovereign Construction Group *p. 90-91*

XI. Informative Reports

31. Richland Collegiate High School *p. 92*
32. Presentation of Current Funds Operating Budget Report for March 2014 *pp. 93-100*
33. Monthly Award and Change Order Summary *p. 101-104*
34. Payments for Goods and Services *pp. 105-107*
35. Progress Report on Construction Projects *pp. 112-115*
36. M/WBE Participation of Maintenance and SARS Projects Report *pp. 112-125*
37. Facilities Management Project Report *pp. 126-169*
38. Notice of Grant Awards (May 2014) *pp. 170-171*
39. Presentation of Contracts for Educational Services *pp. 172-173*
40. Presentation of Ten-Year History of Fund Balance for March 2014 *pp. 174-175*
41. Presentation of Workforce Demographics *pp. 176-177*

XII. Questions/comments from members of the Board

XIII. Citizens desiring to appear before the Board


XIV. Executive session

- A. Consultation with Attorney Regarding Legal Matters or Pending and/or Contemplated Litigation or Settlement Offers – Section 551.071
- B. Personnel Matters Relating to Appointment, Employment, Evaluation, Assignment, Duties, Discipline, or Dismissal of Officers or Employees –Section 551.074
- C. Deliberate regarding real property since open deliberation would have a detrimental effect upon negotiations with a third person – Section 551.072

XV. Adjournment of regular meeting

**CERTIFICATION OF NOTICE POSTED
FOR THE MAY 6, 2014
REGULAR MEETING OF THE
DALLAS COUNTY COMMUNITY COLLEGE DISTRICT
AND RICHLAND COLLEGIATE HIGH SCHOOL
BOARD OF TRUSTEES**

I, Joe D. May, Secretary of the Board of Trustees of the Dallas County Community College District, do certify that a copy of this notice was posted on the 2nd day of May 2014, in a place convenient to the public in the District Office Administration Building, and a copy of this notice was provided on the 2nd day of May 2014 to John F. Warren, County Clerk of Dallas County, Texas, and the notice was posted on the bulletin board at the George Allen, Sr. Courts Building, all as required by the Texas Government Code §551.054.



Joe D. May, Secretary

VII. Opportunity for Chancellor and Board Members to Declare Conflicts of Interest Specific to this Agenda

Texas Local Government Code, Chapter 176, provides that local government officers shall file disclosure statements about potential conflict(s) of interest in certain defined circumstances. "Local government officers" are the chancellor and trustees. The penalty for violating Chapter 176 accrues to the chancellor or trustee, not to DCCCD.

Names of providers considered and/or recommended for awards in this agenda appear following this paragraph. If uncertain about whether a conflict of interest exists, the chancellor or trustee may consult with DCCCD Legal Counsel Robert Wendland.

2CMD	Lone Star Coaches, Inc.
3D Mechanical Service Co., Inc.	Mart, Inc.
3i Construction, LLC	Matthew Bender & Co. West Group
Accord Construction, Inc.	McDowell Machinery & Supply Co., Inc.
Advanced Technologies Consultants, Inc.	MDI, Inc., General Contractors
Arreguin Group, Inc.	Metroplex Piano
AUI Group, LLC	North Rock Construction, LLC
Blackbaud	North Texas Contracting, Inc.
Bradley Douglas Construction Services, LLC	Nova Copy
City of Carrollton	Pavecon Public Works, LP
City of Garland	Peter Collora Piano
Dallas County Sheriff's Department	Phillips May Corporation
Dan Dipert Coaches	Piano Gallery
Dedman Facility Group, Inc.	Reeder General Contractors
EEC Enviro Service Co., LLC	RoeschCo Construction, Inc.
Exploring Horizons Disability Enrichments	Simulab Corporation
Haas Machine Tools of Texas, Inc.	Steinway Hall
HFO Dallas	Teaching Systems, Inc.
Infinity Contractors International, LTD.	THB Construction, LLC
John F. Clark Company	
Key Enterprises	
Knuth Machine Tools USA	
Lab Resources, Inc.	

(Tab 1) RECOMMENDATION FOR AWARD – BID NO. 12032
PIANOS
PRICE AGREEMENT, DISTRICT-WIDE
MAY 7, 2014 THROUGH APRIL 30, 2016

RESPONSE: Requests for bids were sent to eight entities and four responses were received.

COMPARISON OF BIDS:

Tabulation of bids attached.

RECOMMENDATION FOR AWARD:

	(2-year estimate)
METROPLEX PIANO	\$200,000
PETER COLLORA PIANO	
PIANO GALLERY	
STEINWAY HALL	

BEST BIDS

COMMENTS:

This is for the purchase of pianos to replace approximately 35 existing units, most of which have been in service since the inception of campus music programs. Pricing is based on percentage discounts from manufacturer's list prices.

Award to all four respondents will enable each campus to select the brand and model of piano that best meets their individual needs.

Administration further recommends the district director of purchasing services be authorized to execute contracts for this project.

BACKGROUND:

Piano instruction requires the colleges to have appropriate instruments. The average life span of a piano is estimated between 40 and 50 years. Many of the colleges' pianos have been in service 30 to 40 years and incurred high use in the instructional setting. This price agreement enables the colleges to replace pianos that are no longer economically feasible to maintain.

BID NO. 12032
 PIANOS
 DISTRICT-WIDE PRICE AGREEMENT

	Metroplex Piano	Peter Collora Piano	Piano Gallery	Steinway Hall
Baldwin	no bid	no bid	47%	no bid
Bosendorfer	no bid	20%	no bid	no bid
Boston	no bid	no bid	no bid	20%
Charles Walter	no bid	20%	no bid	no bid
Estonia	no bid	20%	no bid	no bid
Essex	no bid	no bid	no bid	20%
Kawai	30%	no bid	no bid	no bid
Mason & Hamlin	no bid	20%	no bid	no bid
Schimmel	no bid	20%-30%	no bid	no bid
Steinway	no bid	no bid	no bid	20%
Yamaha	30%	no bid	no bid	no bid

(Tab 2) RECOMMENDATION FOR AWARD – RFP NO. 12086
 CHARTER BUS SERVICE
 PRICE AGREEMENT, DISTRICT-WIDE
 MAY 7, 2014 THROUGH APRIL 30, 2017

RESPONSE: Requests for proposals were sent to 13 entities and two responses were received.

COMPARISON OF PROPOSALS:

	Dan Dipert Coaches	Lone Star Coaches, Inc.
36 passenger bus	\$3.60/mile	no bid
40 passenger bus	no bid	\$3.40/mile
47 passenger bus	\$3.60/mile	no bid
56 passenger bus	\$3.60/mile	\$3.70/mile
fuel surcharge	0-25%	3%

RECOMMENDATION FOR AWARD:

DAN DIPERT COACHES	(3-year estimate)
LONE STAR COACHES, INC.	\$130,000

BEST PROPOSALS

COMMENTS:

This award is for charter bus service as needed, including drivers, for student and staff transportation related to college-sponsored events such as athletic and academic activities. Four different sized buses are available with seating capacities ranging from 36 to 56 passengers.

Administration further recommends the district director of purchasing services be authorized to execute contracts for this project.

BACKGROUND:

Many DCCCD students have limited transportation, presenting an obstacle to student participation in various off campus activities such as academic field trips, field courses and student life/co-curricular activities. There are times when the size of the student group exceeds our large van/small bus capacity. These buses are large, having 36, 40, 47 or 56 passenger capacity. Using contracted carriers on an as-needed basis relieves the colleges of the financial burden of maintaining a fleet of buses and employing a pool of CDL-holding bus drivers.

(Tab 3) RECOMMENDATION FOR AWARD – BID NO. 12096
REPLACE GYMNASIUM BLEACHERS
CEDAR VALLEY COLLEGE

RESPONSE: Of three companies that attended the mandatory prebid meeting, two bids were received.

COMPARISON OF BIDS:

John F. Clark Company	\$128,258
Key Enterprises	\$128,302

RECOMMENDATION FOR AWARD:

JOHN F. CLARK COMPANY	\$128,258
-----------------------	-----------

LOW BID

COMMENTS:

This project is to replace the existing metal bleachers that were included in the original construction of the gymnasium, which opened in 1977.

Administration further recommends the district director of purchasing services be authorized to execute contracts for this project.

BACKGROUND:

The District is required to comply with all regulatory codes related to facilities and to provide the safest environment for students, faculty, staff, and visitors. This bid will allow Cedar Valley College to acquire gymnasium bleachers that comply with the Americans with Disabilities Act while significantly improving safety.

(Tab 4) RECOMMENDATION FOR AWARD – BID NO. 12098
METAL FABRICATING EQUIPMENT
RICHLAND COLLEGE

RESPONSE: Requests for bids were sent to 27 entities and three responses were received.

COMPARISON OF BIDS:

Tabulation of bids attached.

RECOMMENDATION FOR AWARD:

HFO DALLAS	\$91,042
items 5 and 6	
KNUTH MACHINE TOOLS USA	\$29,770
items 3 and 4	
MCDOWELL MACHINERY & SUPPLY CO., INC.	\$31,445
items 1 and 2	
Total	\$152,257

LOW BIDS

COMMENTS:

This award is for the purchase and installation of various pieces of metal fabricating equipment to be used by students in the Engineering Technology/Manufacturing program.

Administration further recommends the district director of purchasing services be authorized to execute contracts for this project.

BACKGROUND:

This equipment is needed to replace out-dated instructional tools in the machine shop, and to prepare students for job- and certification-ready roles with area employers, including Southwestern Medical Research, QT Manufacturing, Alexandria Industries, AMCO Safety Tools and others. During spring 2014, there were 341 students enrolled in courses using the machine shop.

Bid # 12098
 Metal Fabricating Equipment

#	Description	HFO Dallas	Knuth Machine Tools USA	McDowell Machinery & Supply Co., Inc.
1	manual surface grinder, Clausing model CSG-818H	no bid	no bid	\$12,600
2	vertical milling machine, Clausing Atlas model 2VS-08	no bid	no bid	\$18,845
3	manual lathe, Knuth model V-Turn-410	no bid	\$16,800	\$21,919
4	manual mill, Knuth model MF-1V	no bid	\$12,970	\$18,845
5	CNC lathe, Haas TL-1	\$45,975.75	no bid	no bid
6	vertical machining center, Haas TM-1P	\$45,066.25	no bid	no bid

(Tab 5) RECOMMENDATION FOR AWARD – BID NO. 12099
HVAC UPGRADES
LECROY CENTER

RESPONSE: Of 18 companies that attended the mandatory prebid meeting, three bids were received.

COMPARISON OF BIDS:

Infinity Contractors International, LTD.	\$173,560
EEC Enviro Service Co., LLC	\$197,757
3D Mechanical Service Co., Inc.	\$236,100

RECOMMENDATION FOR AWARD:

INFINITY CONTRACTORS INTERNATIONAL, LTD.	\$173,560
---	-----------

LOW BID

COMMENTS:

This project is to replace the air conditioning system in the computer server room; including replacement of associated ductwork, controls, electrical, and plumbing. The existing system is no longer capable of achieving or maintaining acceptable temperature levels for operation of the computer equipment.

Based on 15% of the awarded amount, a contingency fund of \$26,034 is recommended for unforeseen changes to this project. It is further recommended that the executive vice chancellor of business affairs be authorized to approve change order(s) in an amount not to exceed the contingency fund

Administration further recommends the district director of purchasing services be authorized to execute contracts for this project.

BACKGROUND:

The LeCroy Center server room houses servers to support all online course offerings of the DCCCD and also houses the disaster recovery backup system for the District's central Information Technology department. Because of equipment operating requirements, server rooms should be maintained at 65 to 70 degrees; the current system can cool the server room to only 79 degrees in the peak of the summer. This project will protect the District's sizable investment in distance learning delivery and instructional content as well as student, human resources, financial and other administrative data.

(Tab 6) RECOMMENDATION FOR AWARD – BID NO. 12100
PARKING LOT RECONSTRUCTION
EASTFIELD COLLEGE

RESPONSE: Of 28 companies that attended the mandatory prebid meeting, four bids were received.

COMPARISON OF BIDS:

North Texas Contracting, Inc.	\$2,988,000
Accord Construction, Inc.	\$3,038,000
THB Construction, LLC	\$3,368,523
Pavecon Public Works, LP	\$3,396,378

RECOMMENDATION FOR AWARD:

NORTH TEXAS CONTRACTING, INC.	\$2,988,000
-------------------------------	-------------

LOW BID

COMMENTS:

This project is to replace seven asphalt parking lots with concrete; including associated demolition, site preparation, drainage, electrical, etc.

Based on 15% of the awarded amount, a contingency fund of \$448,200 is recommended for unforeseen changes to this project. It is further recommended that the executive vice chancellor of business affairs be authorized to approve change orders in an amount not to exceed the contingency fund.

Administration further recommends the district director of purchasing services be authorized to execute contracts for this project.

BACKGROUND:

These asphalt lots were constructed in 1969; the last modification/resurface occurred in 1995. The proliferation of potholes makes this project a priority. Concrete is recommended for this project because of its durability which reduces cost of and disruption from, cyclic resurfacing. Because of the cost of maintenance and repairs, asphalt pavement can cost 4 times as much over the life of the paving.

(Tab 7) RECOMMENDATION FOR AWARD – BID NO. 12101
REPLACE PARKING LOTS
BROOKHAVEN COLLEGE

RESPONSE: Of 31 companies that attended the mandatory prebid meeting, 11 bids were received.

COMPARISON OF BIDS:

Mart, Inc.	\$2,495,850
RoeschCo Construction, Inc.	\$2,585,000
2CMD, Inc.	\$2,707,249
3i Construction	\$2,774,000
MDI, Inc., General Contractors	\$2,844,000
North Texas Contracting, Inc.	\$2,897,000
Reeder General Contractors	\$2,900,000
Phillips May Corp.	\$2,949,333
North Rock Construction, LLC	\$2,974,119
Pavecon Public Works, LP	\$2,999,917
AUI Group, LLC	\$3,188,751

RECOMMENDATION FOR AWARD:

MART, INC. \$2,495,850

LOW BID

COMMENTS:

This project is to replace existing asphalt parking lots P1 and P2 with concrete; it includes loop road improvements plus installation of landscaping and associated irrigation.

Based on 15% of the awarded amount, a contingency fund of \$374,378 is recommended for unforeseen changes to this project. It is further recommended that the executive vice chancellor of business affairs be authorized to approve change orders in an amount not to exceed the contingency fund.

Administration further recommends the district director of purchasing services be authorized to execute contracts for this project.

BACKGROUND:

These asphalt lots were constructed in 1975; the last modification/resurface occurred in 1995. The proliferation of potholes makes this project a priority. Concrete is recommended for this project because of its durability which reduces cost of and disruption from, cyclic resurfacing. Because of the cost of maintenance and repairs, asphalt pavement can cost 4 times as much over the life of the paving.

(Tab 8) RECOMMENDATION FOR AWARD – BID NO. 12102
PARKING LOT REPLACEMENT
MOUNTAIN VIEW COLLEGE

RESPONSE: Of 22 companies that attended the mandatory prebid meeting, 15 bids were received.

COMPARISON OF BIDS:

North Texas Contracting, Inc.	\$1,114,800
Mart, Inc.	\$1,181,800
3i Construction, LLC	\$1,198,850
Phillips May Corp.	\$1,217,333
North Rock Construction, LLC	\$1,219,145
Wall Enterprises	\$1,223,800
Pavecon Public Works, LP	\$1,228,432
THB Construction, LLC	\$1,233,399
Texas Standard Construction, ltd.	\$1,250,000
Accord Construction, Inc.	\$1,265,000
SCM Construction Services, LLC	\$1,294,000
MDI, Inc., General Contractors	\$1,302,000
Pavement Services Corp.	\$1,350,497
Bradley Douglas Construction Services, LLC	\$1,467,066
Arreguin Group, Inc.	\$1,495,574

RECOMMENDATION FOR AWARD:

NORTH TEXAS CONTRACTING, INC. \$1,114,800

LOW BID

COMMENTS:

This project is to replace one asphalt parking lot with concrete; including associated demolition grading, striping, etc.

Based on 15% of the awarded amount, a contingency fund of \$167,220 is recommended for unforeseen changes to this project. It is further recommended that the executive vice chancellor of business affairs be authorized to approve change orders in an amount not to exceed the contingency fund.

Administration further recommends the district director of purchasing services be authorized to execute contracts for this project.

BACKGROUND:

These asphalt lots were constructed in 1969; the last modification/resurface occurred in 2001. The proliferation of potholes makes this project a priority. Concrete is recommended for this project because of its durability which reduces cost of and disruption from, cyclic resurfacing. Because of the cost of maintenance and repairs, asphalt pavement can cost 4 times as much over the life of the paving.

(Tab 9) RECOMMENDATION FOR RENEWAL
LEGAL PUBLICATIONS
PRICE AGREEMENT, EL CENTRO COLLEGE
JUNE 1, 2014 THROUGH MAY 31, 2019

RECOMMENDATION FOR AWARD:

	(5-year estimate)
MATTHEW BENDER & CO.	\$525,000
WEST GROUP	

SOLE SOURCES

COMMENTS:

This award is for continued authorization to acquire legal publications in print and electronically through various media formats for current events as well as back files of archival material from journals, periodicals, and government records.

Agreements have been in place for several years with these publishers to provide legal documents and related information which students and faculty use in the college law library. Each publisher is the supplier of specific publications, case citations, the U.S. Code Service, U.S. Supreme Court Reports/Lawyers' Edition, and other up-to-date legal materials.

Administration further recommends the district director of purchasing services be authorized to execute contracts for this project.

BACKGROUND:

Although 56 colleges and universities in Texas offer paralegal/legal assistant programs, El Centro's program is one of only nine that are approved by the American Bar Association. Accessibility to the broadest range of legal publications and resources is important to this program's continuing success.

CONSENT AGENDA NO. 10

Approval of Minutes of the April 1, 2014 Audit Committee Meeting

It is recommended that the Board approve the minutes of the April 1, 2014 Board of Trustees Audit Committee Meeting.

Board Members and Officers Present:

*Ms. Charletta Rogers Compton

*Mr. Bob Ferguson

Ms. Diana Flores (arrived at 2:17 p.m.)

Dr. Joe May (secretary and chancellor)

*Mr. JL Sonny Williams

Members Absent:

Mr. Wesley Jameson

Mr. Bill Metzger


Mr. Jerry Prater

*denotes actual voting committee members

Chair Ferguson convened the meeting at 2:08 p.m.

**CERTIFICATION OF NOTICE POSTED
FOR THE APRIL 1, 2014
AUDIT COMMITTEE MEETING OF THE
DALLAS COUNTY COMMUNITY COLLEGE DISTRICT
AND RICHLAND COLLEGIATE HIGH SCHOOL
BOARD OF TRUSTEES**

I, Joe D. May, Secretary of the Board of Trustees of the Dallas County Community College District, do certify that a copy of this notice was posted on the 28th day of March 2014, in a place convenient to the public in the District Office Administration Building, and a copy of this notice was provided on the 28th day of March 2014, to John F. Warren, County Clerk of Dallas County, Texas, and the notice was posted on the bulletin board at the George Allen Sr. Courts Building, all as required by the Texas Government Code, §551.054.


Joe D. May, Secretary

Certification of Notice Posted for the Meeting

Dr. May certified the notice had been posted as required by law.

Presentation of Quarterly Summary of Internal Audit Activities for the Quarter ended February 28, 2014

Executive Director of Internal Audit Rafael Godinez presented the quarterly report as documented in his March 6 memo, and included as a formal part of the posted agenda.

In related discussion,

1. Trustee Williams asked whether driving records for approved drivers were reviewed annually, and it was confirmed that they do not receive annual reviews. He shared his experience and concern in extended time between regular reviews. Mr. Godinez will share the question and concern with Risk Management for their consideration.
2. Trustee Ferguson asked about the total number of drivers on the approved list, and that information will be provided as requested.
3. Trustee Williams asked for clarification on the timelines for management action related to audit findings. Mr. Godinez indicated that missing documentation was requested/received with a short defined turnaround, while process changes or other adjustments might take 30-60 days, but always with a documented response to the audit recommendations.

With a question from Trustee Ferguson, Chancellor May indicated that he was impressed with the diligence and effort of the audit staff, and had met with Mr. Godinez in advance of the meeting.

Review of Chancellor's Travel

The Audit Committee reviewed the quarterly report of the chancellor's travel, noting that this quarterly report reflects the final quarter of travel for Dr. Lassiter, as Chancellor.

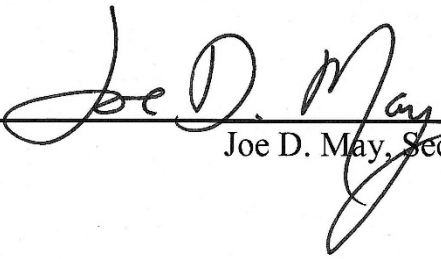
Executive Session

There was no Executive Session.

Adjournment

Chairman Ferguson adjourned the audit committee meeting at 2:30 p.m.

Approved:



Joe D. May, Secretary

CONSENT AGENDA NO. 11

Approval of Minutes of the April 1, 2014 Work Session

It is recommended that the Board approve the minutes of the April 1, 2014 Board of Trustees Work Session.

Board Members and Officers Present:

Ms. Charletta Rogers Compton
Mr. Bob Ferguson
Ms. Diana Flores
Mr. Wesley Jameson
Dr. Joe May (secretary and chancellor)
Mr. Bill Metzger (arrived at 3:22 p.m.)
Mr. JL Sonny Williams

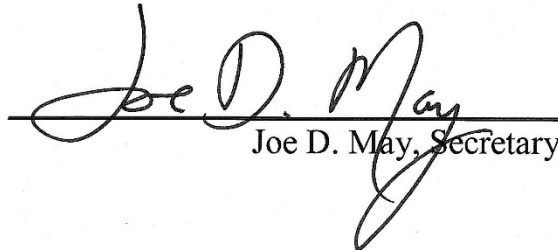
Members Absent:

Mr. Jerry Prater

Acting Chair Ferguson convened the meeting at 3:07 p.m.

**CERTIFICATION OF NOTICE POSTED
FOR THE APRIL 1, 2014
WORK SESSION OF THE
DALLAS COUNTY COMMUNITY COLLEGE DISTRICT
AND RICHLAND COLLEGIATE HIGH SCHOOL
BOARD OF TRUSTEES**

I, Joe D. May, Secretary of the Board of Trustees of the Dallas County Community College District, do certify that a copy of this notice was posted on the 28th day of March 2014, in a place convenient to the public in the District Office Administration Building, and a copy of this notice was provided on the 28th day of March 2014, to John F. Warren, County Clerk of Dallas County, Texas, and the notice was posted on the bulletin board at the George Allen Sr. Courts Building, all as required by the Texas Government Code, §551.054.


Joe D. May, Secretary

Certification of Notice Posted for the Meeting

Dr. May certified the notice had been posted as required.

Quarterly Planning Update

Vice Chancellor Justin Lonon provided opening remarks, briefly highlighting the progress to be shared in the expanded business intelligence model in support of student success and the thematic priorities as previously adopted by the Board. Dr. Richard Plott, District Director of Institutional Research, summarized strategic initiatives and demonstrated the online dashboard, with thanks to the District Information Technology staff for their assistance. Future trending will be based on three and five years of data, and additional consideration will be given to targets and goals. A reference copy of the slide presentation has been posted online to appear with the meeting agenda.

Referring to a handout, entitled “Thematic Priorities, FY2013 Updates,” progress on measures was reviewed. A reference copy of this handout has been posted online to appear with the meeting agenda. In related discussion,

1. Trustee Jameson noted good progress on the Board’s request for a dashboard, with a comment that additional measures might need to be considered by the Board. Trustee Ferguson agreed, and suggested that “employee satisfaction” might be considered in Priority #4 – Employee Success. Trustee Compton commented that the presentation had prompted some good questions.
2. Expanded definitions will be included in future installments.
3. Trustee Flores asked about the capacity of the STEM Institute, and Trustee Compton asked for clarification of the apprenticeship programs as referenced in 2.2.1. The Chancellor confirmed that he will follow-up with the Board with additional details regarding the STEM Institute.
4. Trustee Flores asked to know the sources for the ISD references related to dual credit/early college high school.
5. Numbers as reported for “Community and Social Services” reflect district-only contacts.

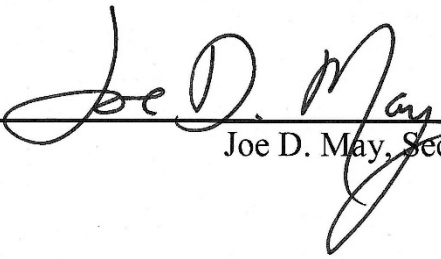
Executive Session

Citing Texas Government Code Sections 551.071, 551.072, and 551.074, Acting Chair Ferguson called the Board to Executive Session beginning at 3:42 p.m., and returning to the public meeting at 4:01 p.m.

Adjournment

Acting Chair Ferguson adjourned the meeting at 4:02 p.m. with a motion from Trustee Flores and a second by Trustee Jameson.

Approved:



Joe D. May, Secretary

CONSENT AGENDA NO. 12

Approval of Minutes of the April 1, 2014 Regular Meeting

It is recommended that the Board approve the minutes of the April 1, 2014 Board of Trustees Regular Meeting.

Board Members and Officers Present:

Ms. Charletta Rogers Compton
Mr. Bob Ferguson, Acting Chair
Ms. Diana Flores
Mr. Wesley Jameson
Dr. Joe May (secretary and chancellor)
Mr. Bill Metzger
Mr. JL Sonny Williams

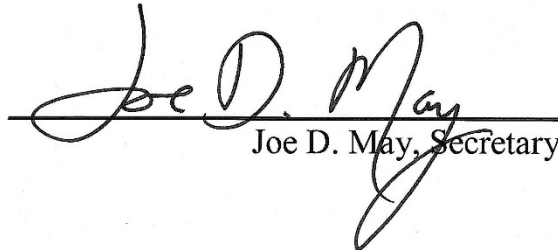
Members Absent:

Mr. Jerry Prater

Acting Chair Ferguson convened the meeting at 4:02 p.m.

**CERTIFICATION OF NOTICE POSTED
FOR THE APRIL 1, 2014
REGULAR MEETING OF THE
DALLAS COUNTY COMMUNITY COLLEGE DISTRICT
AND RICHLAND COLLEGIATE HIGH SCHOOL
BOARD OF TRUSTEES**

I, Joe D. May, Secretary of the Board of Trustees of the Dallas County Community College District, do certify that a copy of this notice was posted on the 28th day of March 2014, in a place convenient to the public in the District Office Administration Building, and a copy of this notice was provided on the 28th day of March 2014, to John F. Warren, County Clerk of Dallas County, Texas, and the notice was posted on the bulletin board at the George Allen Sr. Courts Building, all as required by the Texas Government Code, §551.054.



Joe D. May, Secretary

Certification of Notice Posted for the Meeting

Dr. May certified the notice had been posted as required.

Pledges of Allegiance to U.S. and Texas Flags

Pledges of allegiance to the flags were recited.

Comments from the Chancellor

Dr. May shared information with the Board including:

- Details of his visit with the current search committees assigned to presidential searches at El Centro and North Lake, the recommendation to enlist additional help in broadening the available candidate pools, and the planned deadline extension.
- The addition of a new position, Vice Chancellor of Workforce and Economic Development, with advertising to occur soon.
- The move of Board Relations staff to the 3rd floor in the Chancellor's area.
- Continuing college tours.
- Conversations with community leaders.
- And congratulations to Cedar Valley, Mountain View, and North Lake in being recognized as 2015 Aspen Prize nominees, in recognition of their student success initiatives and results.

Special Introduction of Dr. Cindy Castanada, 2014 DCCCD Faculty Excellence in Teaching Winner and Board of Trustees' Nominee for ACCT Annual Faculty Member Award

President Jean Conway introduced Dr. Cindy Castanada, who began her DCCCD career in 2003 as an adjunct faculty, served as a visiting scholar, filled a variety of administrative positions, and currently serves as a full-time Government faculty member at Eastfield College. Dr. Castanada noted her strong alignment with the community college environment, where students have broad options, and are served by an employee population dedicated to service.

Richland Collegiate High School Status Report

Superintendent Donna Walker updated the Board on graduation plan revisions as required by House Bill 5, including: expanding curriculum, limiting standardized testing, and promoting accountability. As referenced in #17, a promotion of a current employee, Ginny Selman, to the role of RCHS business officer was confirmed.

Citizens Desiring to Address the Board Regarding Agenda Items

Mrs. Dorothy Zimmerman, referencing #1, questioned the use of an amendment to expand the use of Greenwood-Asher as a search consultant with other

administrative vacancies, beyond their original assignment to the Chancellor's search. Referencing #2, Mrs. Zimmerman questioned the need to upgrade a sprinkler system during the current drought conditions and water restrictions imposed on home owners and businesses in the area.

Opportunity for Chancellor and Board Members to Declare Conflicts of Interest Specific to this Agenda

There were none noted.

Consideration of Bids

Trustee Williams moved and Trustee Jameson seconded a motion to approve Item #1. Motion passed, with Trustee Compton abstaining. For the record, Trustee Compton noted that she had no issue with the use of Greenwood-Asher, but was uncomfortable with the process to award. In related discussion, Legal Counsel Robert Young noted that the Board has the authority to amend and/or extend contracts, with the agreement of both parties to the contract.

Trustee Jameson moved and Trustee Williams seconded a motion to approve Items #2-4. Motion passed, with Trustee Metzger voting no.

In related discussion, it was confirmed that:

- Irrigation improvements are limited to the east entrances at Eastfield.
- There were no MWBE bidders for the Richland traffic improvements item.

(See April 1, 2014, Board Meeting, Consideration of Bids, #1-4, which is made part of and incorporated into the approved minutes as though fully set out in the minutes.)

Consent Agenda

Trustee Flores moved and Trustee Williams seconded a motion to approve Items #5-9 on the consent agenda. Motion passed.

(See April 1, 2014, Board Meeting Consent Agenda, Items #5-9, which are made a part of and incorporated into the approved minutes as though fully set out in the minutes.)

Individual Items

Trustee Compton moved and Trustee Flores seconded a motion to approve Items #10-14. Motion passed.

In related discussion, the short-term employment and resulting resignation was clarified by Provost Pam Quinn, who indicated the employee had been hired while still an active candidate in another search, outside the District, had accepted and

reported for duty within the DCCCD, and resigned as a result of a new job offer occurring after reporting date to DCCCD.

(See April 1, 2014 Board Meeting, Agenda Items #10-14, which are made a part of and incorporated into the approved minutes as though fully set out in the minutes.)

Informative Reports

Trustees acknowledged the presentation of informative reports #15-28.

(See April 1, 2014 Board Meeting, Agenda Items #15-28, which are made a part of and incorporated into the approved minutes as though fully set out in the minutes.)

Questions/comments from members of the Board

Trustees Compton and Jameson shared comments regarding the low overall education levels noted in the Best Southwest Annual Report, highlighting the importance of the work of the District in providing low-cost access to quality higher education for the defined population.

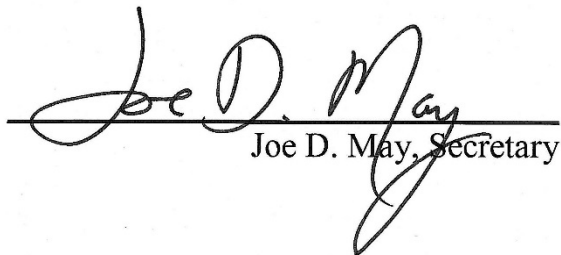
Citizens Desiring to Address the Board Regarding Non-Agenda Items

Mrs. Dorothy Zimmerman addressed the Board on the need for lowered spending to avoid additional tuition increases.

Adjournment

Acting Chair Ferguson adjourned the meeting at 4:54 p.m. with a motion from Trustee Compton and a second by Trustee Metzger.

Approved:



Joe D. May, Secretary

CONSENT AGENDA NO. 13

Approval of Minutes of the April 21, 2014 Special Meeting

It is recommended that the Board approve the minutes of the April 21, 2014 Board of Trustees Special Meeting.

Board Members and Officers Present:

Ms. Charletta Rogers Compton (arrived at 5:04 p.m.)
Mr. Bob Ferguson
Ms. Diana Flores
Dr. Joe May (secretary and chancellor)
Mr. Bill Metzger (arrived at 5:13 p.m.)
Mr. Jerry Prater, Chair
Mr. JL Sonny Williams

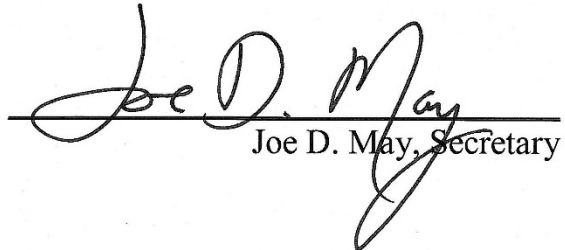
Members Absent:

Mr. Wesley Jameson

Chair Prater convened the meeting at 5:03 p.m.

**CERTIFICATION OF NOTICE POSTED
FOR THE APRIL 21, 2014
SPECIAL MEETING OF THE
DALLAS COUNTY COMMUNITY COLLEGE DISTRICT
AND RICHLAND COLLEGIATE HIGH SCHOOL
BOARD OF TRUSTEES**

I, Joe D. May, Secretary of the Board of Trustees of the Dallas County Community College District, do certify that a copy of this notice was posted on the 17th day of April 2014, in a place convenient to the public in the District Office Administration Building, and a copy of this notice was provided on the 17th day of April 2014, to John F. Warren, County Clerk of Dallas County, Texas, and the notice was posted on the bulletin board at the George Allen Sr. Courts Building, all as required by the Texas Government Code, §551.054.



Joe D. May, Secretary

Certification of Notice Posted for the Meeting

Dr. May certified the notice had been posted as required.

Executive Session

Chair Prater, citing Texas Government Code, Chapter 551, retired the Board to executive session beginning at 5:04 p.m., and returning to public meeting at 7 p.m.

Action on Executive Session Discussion


Trustee Metzger moved and Trustee Williams seconded a motion to approve Item III-A, accepting the resignation of Angela Thompson and authorizing the Chancellor to take all actions as discussed. Motion passed unanimously.

Trustee Metzger moved and Trustee Williams seconded a motion to approve Item III-B, accepting the retirement of Felix A. Zamora and authorizing the Chancellor to take all actions as discussed. Motion passed with Trustee Flores abstaining from the vote.

Adjournment

Chair Prater adjourned the meeting at 7:02 p.m. with a motion from Trustee Metzger and a second from Trustee Williams.

Approved:



Joe D. May, Secretary

FINANCIAL REPORT NO. 14

Approval of Expenditures for March 2014

Background: Board policies indicate, *Board responsibilities shall be to...provide ways and means of financial support; approve the annual budget; review and approve expenditures. BAA (LOCAL), BOARD LEGAL STATUS – POWERS, DUTIES, RESPONSIBILITIES*

The chancellor recommends approval of expenditures and transfers in the amount of \$32,661,395 in the month of March 2014.

FINANCIAL REPORT NO. 15

Acceptance of Gifts

The Chancellor recommends the Board of Trustees accept the gifts, summarized in the following table, under the donors' conditions.

<u>Gifts Reported in April 2014</u>				
<u>Beneficiary</u>	<u>Purpose</u>	<u>Quantity</u>	<u>Range</u>	<u>Total</u>
DCCCD	Equipment	4	\$ 100 - 5,000	\$ 9,800
	Chancellor's Council	1	\$ 100 - 5,000	\$ 275
	Programs and Services	63	\$ 100 - 5,000	\$ 26,406
	Programs and Services	6	\$5,001 - 70,000	\$139,744
	Scholarship	54	\$ 100 - 5,000	\$ 35,644
	Scholarship	3	\$5,001 - 70,000	\$ 37,752
	Rising Star	1	\$ 100 - 5,000	\$ 1,000
Total		132		\$250,621

<u>Gifts Reported in Fiscal Year 2013-14</u>				
<u>Month Reported</u>	<u>Amount by Category</u>			<u>Total</u>
	<u>Equipment</u>	<u>Rising Star</u>	<u>Other Gifts</u>	
September	\$ 1,753	\$ 0	\$ 67,088	\$ 68,841
October	10,000	0	126,638	136,638
November	3,900	75,000	199,619	278,519
December	23,992	2,500	43,950	70,442
January	7,190	14,150	69,735	91,075
February	750	0	22,385	23,135
March	0	1,000	20,489	21,489
April	9,800	1,000	239,821	250,621
May				
June				
July				
August				
Total	\$57,385	\$93,650	\$789,725	\$940,760

<u>Gifts Reported 2006-07 Through 2012-13</u>							
<u>Type</u>	<u>2006-07</u>	<u>2007-08</u>	<u>2008-09</u>	<u>2009-10</u>	<u>2010-11</u>	<u>2011-12</u>	<u>2012-13</u>
Equipment	\$ 64,830	\$ 220,565	\$ 791,041	\$ 96,567	\$ 183,113	\$ 130,313	\$ 127,723
Rising Star	57,068	163,227	978,546	1,327,400	941,177	303,418	341,730
Other Gifts	972,010	879,876	1,204,822	1,382,298	1,294,760	1,296,482	1,823,175
Total	\$ 1,093,908	\$1,263,668	\$2,974,409	\$2,806,265	\$2,419,050	\$1,730,213	\$2,292,628

In March 2014, DCCCD Foundation, Inc. made the following expenditures on behalf of DCCCD:

<u>Purpose</u>	<u>Quantity</u>	<u>Total</u>
Chancellor's Fund	16	\$ 9,233
Programs and Services	50	\$ 37,311
Total	66	\$ 46,544

In addition to activity from the preceding month the following is a cumulative summary of (July 2011 to present) outstanding pledges for the Health Careers Resource Center Endowment. See table below.

<u>Strategic Initiatives</u>	<u>Pledged</u>
Health Careers Resource Center Endowment	\$ 166,667

FINANCIAL REPORT NO. 16

Approval of Continuing Education Course Tuitions

Background: The following report complies with the Texas Higher Education Coordinating Board guideline: "Tuition and fees for workforce continuing education courses offered for continuing education units (CEUs) must be established by the institution's governing board and be uniformly and consistently assessed."

The chancellor recommends approval of the attached continuing education course tuitions.

There are three attached lists compiled from information supplied by deans of continuing education at the colleges:

1. Retroactive Approval for Workforce Education CEU Reimbursable Courses
(courses not included on the February 2014 board agenda that need to be reported for 3rd quarter reimbursement)
2. New Tuition for Workforce Education CEU Reimbursable Courses
(changes in tuition costs beginning 4th quarter)
3. New Workforce Education CEU Courses
(courses first time offered during 4th quarter)

Because the Coordinating Board groups courses of similar content under generic course numbers, course numbers are repeated.

These courses are reimbursed at the same rate per contact hour as equivalent credit courses. Community colleges report CEU courses for contact hour reimbursement at the end of each reporting quarter:

- | | | |
|-------------------------|---|----------------------|
| 1 st quarter | - | September – November |
| 2 nd quarter | - | December – February |
| 3 rd quarter | - | March – May |
| 4 th quarter | - | June – August |

**DALLAS COUNTY COMMUNITY COLLEGE DISTRICT
CONTINUING EDUCATION COURSE TUITION SCHEDULE
EFFECTIVE FOR 3rd QUARTER (MARCH 1, 2014 - MAY 31, 2014)**

RETROACTIVE APPROVAL FOR WORKFORCE EDUCATION CEU REIMBURSABLE COURSES							
ID	College	Course Rubric	Course Number	Local Course Title (no abbreviations)	Total Tuition	Total Contact Hours	Comments/ Explanatory Notes
1.	BHC	POFI	1024	Microsoft Word 2011 for MAC	\$ 105	24	Setup after submission of last report.
2.	BHC	ARTC	1091	Photoshop Elements 11 for the Digital Photographer	\$ 105	24	Setup after submission of last report.
3.	BHC	IMED	1002	Adobe Edge Animate-Introduction	\$ 105	24	Setup after submission of last report.
4.	BHC	IMED	1002	Flash Creative Suite 6-Introduction	\$ 105	24	Setup after submission of last report.
5.	BHC	ARTC	1091	Photoshop Creative Cloud for the Digital Photographer	\$ 105	24	Setup after submission of last report.
6.	BHC	HITT	1005	Medical Terminology Plus	\$ 200	60	Setup after submission of last report.
7.	BHC	ARTC	1091	Photoshop Elements 12 for the Digital Photographer	\$ 105	24	Setup after submission of last report.
8.	BHC	ARTC	1091	Introduction to Lightroom 5	\$ 105	24	Setup after submission of last report.
9.	BHC	POFM	1091	Introduction - Administrative Medical Specialist	\$ 650	100	Setup after submission of last report. Offered by 3 rd party vendor.
10.	BHC	POFM	1091	Intermediate - Administrative Medical Specialist	\$ 650	100	Setup after submission of last report. Offered by 3 rd party vendor.
11.	BHC	POFM	1091	Advanced - Administrative Medical Specialist	\$ 650	100	Setup after submission of last report. Offered by 3 rd party vendor.
12.	BHC	POFM	1091	Medical Terminology Administrative Medical Specialist	\$ 545	60	Setup after submission of last report.
13.	NLC	ITNW	1008	LINUX	\$ 208	112	Set up after submission of last report.

RETROACTIVE APPROVAL FOR WORKFORCE EDUCATION CEU REIMBURSABLE COURSES							
ID	College	Course Rubric	Course Number	Local Course Title (no abbreviations)	Total Tuition	Total Contact Hours	Comments/ Explanatory Notes
14.	NLC	ITNW	1092	Advanced EMC Information Storage and Management (ISM) and NetApp Storage	\$ 208	112	Set up after submission of last report.

**DALLAS COUNTY COMMUNITY COLLEGE DISTRICT
CONTINUING EDUCATION COURSE TUITION SCHEDULE
EFFECTIVE FOR 4th QUARTER (JUNE 1, 2014 - AUGUST 31, 2014)**

NEW TUITION FOR WORKFORCE EDUCATION CEU REIMBURSABLE COURSES							
ID	College	Course Rubric	Course Number	Local Course Title (no abbreviations)	Total Tuition	Total Contact Hours	Comments/ Explanatory Notes
15.	BHC	NUPC	1091	Patient Care for the Disabled Coordination of Developmental Disability Services and Survey Techniques	\$ 195	30	N/A
16.	BHC	NUPC	1091	Patient Care for the Disabled Direct Support Professional (DSP) Services and Active Treatment Delivery	\$ 190	30	N/A
17.	CVC	NURA	1001	Certified Nurse Aide	\$ 825	100	N/A
18.	EFC	CJLE	1006	Basic Peace Officer I	\$ 400	176	N/A
19.	EFC	CJLE	1012	Basic Peace Officer II	\$ 400	176	N/A

**DALLAS COUNTY COMMUNITY COLLEGE DISTRICT
CONTINUING EDUCATION COURSE TUITION SCHEDULE
EFFECTIVE FOR 4th QUARTER (JUNE 1, 2014 - AUGUST 31, 2014)**

NEW WORKFORCE EDUCATION CEU REIMBURSABLE COURSES							
ID	Campus	Course Rubric	Course Number	Local Course Title (no abbreviations)	Total Tuition	Total Contact Hours	Comments/ Explanatory Notes
20.	ECC	ECRD	1011	EKG Technician	\$ 336	45	N/A
21.	ECC	NURA	1001	Nurse Aide for Healthcare	\$ 425	76	N/A
22.	NLC	BNKG	1091	Federal Housing Authority (FHA) Direct Endorsement Underwriting	\$ 156	48	N/A
23.	NLC	COMG	1015	Basic English Speech Workshop for the Workplace	\$ 75	21	N/A
24.	NLC	DFTG	1000	Introduction to Building Systems Design Auto Computer-Aided Drafting (CAD)	\$ 100	40	N/A
25.	NLC	ITSC	2025	Advanced Linux	\$ 208	112	N/A
26.	RLC	ITSE	2032	Android-Apps Programming	\$ 285	32	N/A
27.	RLC	POFI	1004	IC3 Computer Applications	\$ 320	32	N/A
28.	RLC	ITNW	1007	IC3 Computer Fundamentals	\$ 320	32	N/A

FINANCIAL REPORT NO. 17

Approval of Adjustments to the Budget for Fiscal Year 2013-2014

Background: In the spring of each year District leadership conducts a budget analysis to compare actual expenditures to original projections from the previous fall. Necessary revisions are made to the budget to reflect changes in financial activity.

The chancellor recommends that adjustments to the budget for fiscal year 2013-2014 be approved and the budget be revised.

The Planning and Budget Committee reviewed the proposed adjustments on May 6, 2014. Following a presentation and questions/answer period, the committee approved submitting the proposed adjustments to the Board for formal action.

DALLAS COUNTY COMMUNITY COLLEGE DISTRICT
2013-2014 PROPOSED CURRENT FUNDS OPERATING BUDGET
Revenues & Additions

	2014		
	Fall Revision	Proposed Change	Spring Revision
Unrestricted Fund:			
State Appropriations	\$ 87,146,027	\$ -	\$ 87,146,027
Tuition	93,689,561	1,470,934	95,160,495
Taxes for Current Operations	172,222,660	-	172,222,660
Federal Grants and Contracts - Work Study	944,661	-	944,661
State Grants and Contracts - Work Study	158,779	-	158,779
Investment Income	1,500,000	-	1,500,000
General Revenue	3,229,819	(84,696)	3,145,123
Use of Fund Balance	20,735,448	1,452,596	22,188,044
Total	\$ 379,626,955	\$ 2,838,834	\$ 382,465,789
Auxiliary Fund:			
Sales & Services	\$ 4,756,483	\$ (433,236)	\$ 4,323,247
Investment Income	126,934	-	126,934
Transfers-in	4,290,797	-	4,290,797
Use of Fund Balance	1,747,744	1,234,427	2,982,171
Total	\$ 10,921,958	\$ 801,191	\$ 11,723,149
Restricted Fund:			
Insurance/Retirement Match	\$ 19,150,091	\$ 205,716	\$ 19,355,807
SBDC State Match	\$ 2,398,785	-	2,398,785
Subtotal State Appropriations Grants & Contracts	<u>\$ 21,548,876</u>	<u>\$ 205,716</u>	<u>\$ 21,754,592</u>
Federal	\$ 101,792,527	\$ -	\$ 101,792,527
State	10,935,495	(612,172)	10,323,323
Local	8,242,818	-	8,242,818
Transfers-in	76,725	-	76,725
Total	\$ 142,596,441	\$ (406,456)	\$ 142,189,985
Richland Collegiate High School	43,366	-	43,366
Grand Total	\$ 142,639,807	\$ (406,456)	\$ 142,233,351
Richland Collegiate High School			
State Funding	\$ 3,340,895	\$ -	\$ 3,340,895
Investment Income	10,000	-	10,000
Total	\$ 3,350,895	\$ -	\$ 3,350,895
TOTAL CURRENT FUNDS REVENUES & ADDITIONS	\$ 536,539,615	\$ 3,233,569	\$ 539,773,184

DALLAS COUNTY COMMUNITY COLLEGE DISTRICT
2013-2014 PROPOSED CURRENT FUNDS OPERATING BUDGET
Expenditures & Uses by Function

	2014		
	Fall Revision	Proposed Change	Spring Revision
Unrestricted Fund			
Instruction	\$ 146,103,493	\$ 20,743	\$ 146,124,236
Public Service	4,544,298	569,836	5,114,134
Academic Support	18,142,184	573,074	18,715,258
Student Services	33,162,335	606,990	33,769,325
Institutional Support	62,170,054	1,011,798	63,181,852
Staff Benefits	25,180,848	1,500	25,182,348
Plant Operations & Maintenance	31,135,023	392,157	31,527,180
Repairs & Rehabilitation	19,178,480	906,997	20,085,477
Reserve - Campus	5,305,710	(461,677)	4,844,033
Reserve - PSS Job Evaluations	500,000	-	500,000
Reserve - Diversity Initiatives	500,000	-	500,000
Reserve - Technology	1,055,000	(69,950)	985,050
Reserve - Future Fund 12 Transfer	750,000	-	750,000
Reserve - Operating	2,270,058	(156,609)	2,113,449
Reserve - Enrollment Changes	3,000,000	(873,282)	2,126,718
Reserve - IT Telephony Upgrades	2,400,000	(230,885)	2,169,115
Reserve - Provision Election Expense	500,000	-	500,000
Total	\$ 355,897,483	\$ 2,290,692	\$ 358,188,175
Auxiliary Fund			
Student Activities	\$ 7,951,120	\$ (444,572)	\$ 7,506,548
Sales & Services	2,084,848	635,663	2,720,511
Reserve - Campus	248,771	45,100	293,871
Reserve - District	93,519	-	93,519
Transfers-out	543,700	565,000	1,108,700
Total	\$ 10,921,958	\$ 801,191	\$ 11,723,149
Restricted Fund			
State Appropriations	\$ 19,150,091	\$ 205,716	\$ 19,355,807
Grants & Contracts	27,518,002	-	27,518,002
Scholarships	95,928,348	(612,172)	95,316,176
Total	\$ 142,596,441	\$ (406,456)	\$ 142,189,985
Richland Collegiate High School	43,366	-	43,366
Grand Total	\$ 142,639,807	\$ (406,456)	\$ 142,233,351
Richland Collegiate High School			
Instruction	\$ 1,488,730	\$ -	\$ 1,488,730
Public Service	307,840	-	307,840
Academic Support	131,975	-	131,975
Student Services	542,785	-	542,785
Institutional Support	863,565	-	863,565
Plant Operations & Maintenance	16,000	-	16,000
Total	\$ 3,350,895	\$ -	\$ 3,350,895
Transfers			
Mandatory Transfers:			
Tuition to Debt Service Fund	\$ 2,908,000	\$ -	\$ 2,908,000
Institutional Matching - Contracts & Grants	180,675	69,950	250,625
Non-mandatory Transfers:			
Auxiliary Fund	4,290,797	-	4,290,797
Unexpended Plant Fund	16,350,000	478,192	16,828,192
Total	\$ 23,729,472	\$ 548,142	\$ 24,277,614
TOTAL CURRENT FUNDS EXPENDITURES & USES	\$ 536,539,615	\$ 3,233,569	\$ 539,773,184

**DALLAS COUNTY COMMUNITY COLLEGE DISTRICT
2013-14 PROPOSED NON-OPERATING BUDGET
Revenues & Expenditures**

Unexpended Plant Fund

	2014		
	Fall Revision	Proposed Change	Spring Revision
Revenues & Additions:			
Investment Revenue	\$ 229,000	\$ -	\$ 229,000
Transfers-in	16,350,000	478,192	16,828,192
Use of Fund Balance	35,107,305	-	35,107,305
Total Unexpended Plant Fund Revenues & Additions	\$ 51,686,305	\$ 478,192	\$ 52,164,497
Expenditures & Uses:			
Construction	\$ 48,795,561	\$ 250,000	\$ 49,045,561
Architects	2,870,744	228,192	3,098,936
Furniture & Equipment	20,000	-	20,000
Total Unexpended Plant Fund Expenditures & Uses	\$ 51,686,305	\$ 478,192	\$ 52,164,497

Debt Service Fund

	2014		
	Fall Revision	Proposed Change	Spring Revision
Revenues & Additions:			
Investment Revenue	\$ 6,000	\$ -	\$ 6,000
Taxes (General Obligation Bonds)	34,644,266	-	34,644,266
Transfers-in (Tuition)	2,908,000	-	2,908,000
Total Debt Service Revenues & Additions	\$ 37,558,266	\$ -	\$ 37,558,266
Expenditures & Uses:			
General Obligation Bonds (Principal & Interest)	\$ 33,559,518	\$ -	\$ 33,559,518
Revenue Bonds (Principal & Interest)	2,907,933	-	2,907,933
Uncollectible Tax Expense	237,928	-	237,928
Tax Appraisal Fees	168,000	-	168,000
Tax Collection Fees	684,887	-	684,887
Total Debt Service Expenditures	\$ 37,558,266	\$ -	\$ 37,558,266

DALLAS COUNTY COMMUNITY COLLEGE DISTRICT
2013-14 PROPOSED NON-OPERATING BUDGET
Revenues & Expenditures

Quasi-endowment Fund

	2014		
	<u>Fall Revision</u>	<u>Proposed Change</u>	<u>Spring Revision</u>
Revenues:			
Investment Income	\$ 70,000	\$ -	\$ 70,000
Lease Income	250,000	-	250,000
Total Quasi-Endowment Revenues and Additions	<u>\$ 320,000</u>	<u>\$ -</u>	<u>\$ 320,000</u>
Expenditures:			
Transfers-Out Rising Star Program	\$ 320,000	\$ -	\$ 320,000
Total Quasi-Endowment Uses	<u>\$ 320,000</u>	<u>\$ -</u>	<u>\$ 320,000</u>

**DALLAS COUNTY COMMUNITY COLLEGE DISTRICT
2013-14 PROPOSED SPRING REVISION BUDGET ALLOCATION**

	BROOKHAVEN		CEDAR VALLEY		EASTFIELD		EL CENTRO		MOUNTAIN VIEW		NORTH LAKE		RICHLAND		COLLEGE TOTAL		DISTRICT		DCCCD	
	Base	Allocation	Base	Allocation	Base	Allocation	Base	Allocation	Base	Allocation	Base	Allocation	Base	Allocation	Base	Allocation	Base	Allocation	Base	Allocation
Fixed Allocation		4,000,000		4,000,000		4,183,500		5,033,500		4,000,000		4,367,000		4,183,500		29,767,500				29,767,500
Maintenance Allowance \$7.500 /Sq. Ft.	642,441	4,818,308	519,276	3,894,570	669,516	5,021,370	678,593	5,074,448	523,276	3,924,570	649,754	4,873,156	769,222	5,769,165	4,450,078	33,375,587			4,450,078	33,375,587
State Funding:																				
Credit 209.30%	11,155,455	23,348,367	5,477,729	11,464,887	11,472,850	24,012,675	11,226,660	23,497,399	6,733,736	14,093,709	9,254,887	19,370,478	16,700,424	34,953,987	72,021,741	150,741,504			72,021,741	150,741,504
Cont Ed 100%	761,751	761,751	563,408	563,408	843,325	843,325	3,372,262	3,372,262	333,708	333,708	1,164,206	1,164,206	1,835,030	1,835,030	8,873,690	8,873,690			8,873,690	8,873,690
Sub-total State Funding		24,110,118		12,028,295		24,856,000		26,869,661		14,427,417		20,534,684		36,789,017		159,615,194		0		159,615,194
Total Adjustments including Smoothing		2,972,734		1,809,328		2,550,319		2,524,661		1,638,948		2,877,175		4,015,727		18,388,891				18,388,891
TOTAL BASE ALLOCATION		35,901,160		21,732,193		36,611,189		39,502,270		23,990,935		32,652,015		50,757,409		241,147,172		0		241,147,172
RECURRING ITEMS																				
Staff Benefit Allocation (Fund 11; Acct#01007)		3,375,921		1,818,352		2,943,909		3,904,940		2,117,110		2,687,809		4,466,066		21,314,107		3,006,379		24,320,486
College Revenues																				
Net Continuing Ed Income		1,625,000		1,579,500		811,584		3,475,050		840,372		1,703,898		3,052,278		13,087,682				13,087,682
Net Other Fees		142,500		59,500		142,250		98,885		104,665		132,645		180,010		860,455				860,455
Miscellaneous Income		112,950		43,100		372,397		1,210,775		190,000		218,050		108,896		2,256,168				2,256,168
Work Study/Admin. Allow.		98,622		100,095		196,407		165,213		130,318		102,821		191,727		985,203				985,203
State Work Study		17,466		15,878		30,168		26,992		20,641		17,466		30,168		158,779				158,779
TOTAL RECURRING ITEMS		5,372,459		3,616,425		4,496,715		8,881,855		3,403,106		4,862,689		8,029,145		38,662,394		3,006,379		41,668,773
TOTAL NON-RECURRING ITEMS		2,173,416		2,402,701		2,334,976		3,862,350		1,966,086		2,661,217		4,101,348		19,502,094		0		19,502,094
COLLEGE ALLOCATION		43,447,035		27,751,319		43,442,880		52,246,475		29,360,127		40,175,921		62,887,902		299,311,660		3,006,379		302,318,039
Reconciliation of Requested Fund Balance, Debt Service & Reserve Transfers																				
Operations																0		25,181,678		25,181,678
Virtual College																0		6,567,043		6,567,043
Provision for Election Expense																0		500,000		500,000
PSS Job Evaluations																0		500,000		500,000
Technology																0		985,050		985,050
IP Telephony Upgrades (Year 1 of 5)																0		2,169,115		2,169,115
Enrollment Changes																0		2,126,718		2,126,718
Diversity Initiatives																0		500,000		500,000
Use of Fund Balance - Funds 11&16		594,261		2,523,000		2,053,210		0		35,000		546,201		4,191,688		9,943,360		4,621,316		14,564,676
Debt Service Transfers		448,301		231,324		460,415		364,636		327,060		424,729		651,535		2,908,000		0		2,908,000
Reserves & Transfers																0		24,145,470		24,145,470
TOTAL COLLEGE BUDGET		44,489,597		30,505,643		45,956,505		52,611,111		29,722,187		41,146,851		67,731,125		312,163,020		70,302,769		382,465,789

FINANCIAL REPORT NO. 18

Approval of Interlocal Contracts for Services Provided by DCCCD to Dallas County Sheriff's Department, the City of Garland, and the City of Carrollton

The chancellor recommends that authorization be given to approve the following interlocal contracts for services provided by DCCCD:

A) Dallas County Sheriff's Department

Background: Research proves that educating and training inmates reduces recidivism and translates to reductions in crime, increases savings to taxpayers, and translates to long-term well-being of the local community. According to the Institute for Higher Education Policy, about 95% of incarcerated people will eventually rejoin society. In light of that, it is crucial we develop programs and offer services to effectively reduce recidivism.

- For the purpose of providing General Education Development (GED) testing services to eligible inmates participating in the Inmate Services Program provided by Mountain View College to Dallas County Sheriff's Department in an amount not to exceed \$25,000 for the period May 7, 2014 through January 31, 2018.
- For the purpose of providing General Educational Development (GED) instruction to eligible inmates participating in the Inmate Services Program, in preparation for the GED examination provided by Mountain View College to Dallas County Sheriff's Department in an amount not to exceed \$50,000 for the period May 7, 2014 through January 31, 2018.

B) City of Garland

Background: Goal IV in the Board of Trustees' current strategic plan establishes the District's prioritization of community development. One way we strengthen our civic relationships is by offering services to local governments including educational training to provide opportunities for employees to earn continuing education credits.

- For non-credit, continuing education courses in Business Productivity provided by Richland College to the City of Garland in an amount not to exceed \$100,000 during an initial term of June 1, 2014 through May 31, 2015. It may be renewed for two, one-year terms at least sixty (60) days

before the expiration of the initial term and any subsequent renewal term. The City of Garland may renew this agreement upon written approval of Richland College.

C) City of Carrollton

Background: For the 1st Amendment to original agreement between Brookhaven College and the City of Carrollton. The agreement was originally approved at the February 2013 meeting to provide EMS training to City of Carrollton employees. The amendment achieves the following: (1) adds a sentence to the end of Section 3. Term: “No renewal shall be effective unless budgeted in current funds.” and, (2) modifies the term dates of the amendment to a start date of February 1, 2014 and an end date January 31st, 2015.

The original agreement was a zero dollar contract and this amendment does not alter that.

Note: Retroactive approval of this amendment is requested due to a delay in the agreement being signed by the City of Carrollton.

POLICY REPORT NO. 19

Consideration of recommendation of the Texas Higher Education
Coordinating Board for closing or consolidation of the Marketing
Program at Brookhaven College

The Chancellor recommends, pursuant to Texas Education Code 61.0512 (F), the consolidation of the Brookhaven College Marketing program within the Business Administration program at the college.

Effective date: May 6, 2014

PERSONNEL REPORT NO. 20

Acceptance of Resignation and Retirements

The Chancellor recommends that the Board of Trustees accept the following request for resignation and retirements from the following employees:

RESIGNATION – 1

Sara Ikonne Instructor, Mathematics Length of Service: 1 year	Effective Date: August 10, 2014 Brookhaven College
---	---

RETIREMENTS – 11

Henry Hartman Director, Teleconference Training Network Length of Service: 24 years	Effective Date: May 7, 2014 LeCroy Center
Alice Stinson Manager, Academic Partnerships Length of Service: 20 years	Effective Date: May 31, 2014 LeCroy Center
Delryn Fleming Instructor, English Length of Service: 42 years	Effective Date: August 15, 2014 Brookhaven
James Bowers Instructor, Reading Length of Service: 38 years	Effective Date: May 31, 2014 Eastfield College
Dorothy Keylon Instructor, Mathematics Length of Service: 30 years	Effective Date: June 6, 2014 Eastfield College
Elizabeth Lazo Instructor, Mathematics Length of Service: 15 years	Effective Date: May 31, 2014 Eastfield College
Pierrette Mouldous Instructor, Music Length of Service: 48 years	Effective Date: August 31, 2014 Eastfield College

Linda Baker
Librarian IV
Length of Service: 34 years

Effective Date: May 31, 2014
El Centro College

Eliazar Martinez
Instructor, Computer Information
Technology
Length of Service: 5 years

Effective Date: August 31, 2014
El Centro College

James McCarty
Instructor, Nursing
Length of Service: 20 years

Effective Date: August 31, 2014
El Centro College

Diana Reding
Instructor, Nursing
Length of Service: 45 years

Effective Date: August 31, 2014
El Centro College

PERSONNEL REPORT NO. 21

Approval of Warrants of Appointment for Security Personnel

The Chancellor recommends that the Board of Trustees approve the following warrants of appointment for the Peace Officers listed below for the period indicated.

WARRANTS OF APPOINTMENT – 2

Jacob Flores
Part-time
Effective: May 7, 2014
Through: Termination of employment with DCCCD
El Centro College

Dana Kier Shehee
Full-time
Effective: May 7, 2014
Through: Termination of employment with DCCCD
Mountain View College

PERSONNEL REPORT NO. 22

Employment of Contractual Personnel – Administrator Related Actions

The Chancellor recommends that the Board of Trustees authorize execution of a written contract of employment with the following persons on the term and at the compensation stated.

REGULAR APPOINTMENT ADMINISTRATOR – 1

Ricky Walker	LeCroy Center
Annual Salary: \$80,000/Band IV	Effective Dates: May 7, 2014 through August 31, 2014
Monthly Business and Travel Allowance: \$90.00	
Director Starlink Network	
Biographical Sketch: J.D., Texas Wesleyan University School of Law, Fort Worth, TX; M.A., Southern Methodist University, Dallas, TX; B.A.A.S., University of North Texas, Denton, TX	
Experience: Producer, LeCroy Center	

INTERIM APPOINTMENT ADMINISTRATORS – 2

Joyce Williams	District Office
Annual Salary: \$167,500/Unbanded	Effective Dates: May 7, 2014 through August 31, 2014
Monthly Business and Travel Allowance: \$255.00	
Interim Vice Chancellor, Workforce and Economic Development	
Biographical Sketch: M.A., Delta State University, Cleveland, MS; B.S., Mississippi Valley State University, Itta Bena, MS	
Experience: Executive Dean, Program Development/Technical Education, Richland College; District Director of Workforce Education and District Director, Workforce Education Development, District Office	

Preston Pulliams	Mountain View College
Annual Salary: \$197,415/Unbanded	Effective Dates: May 12, 2014 through November 11, 2014*
Monthly Business and Travel Allowance: \$255.00	
Note: Interim assignment, initial term is six-months; after first six-months, may be extended month-to-month for up to six additional months upon decision of Chancellor May. Appointment provides \$24,000 per year (prorated) housing allowance and up to \$5,000 relocation reimbursement.	
Interim College President	
Biographical Sketch: Ed.D., University of Michigan, Ann Arbor, MI; M.A., Western Michigan University, Kalamazoo, MI; B.S., Michigan State University, East Lansing, MI	

Experience: President, Orange County Community College, Middletown, NY; Vice Chancellor, Community Colleges State University System, Albany, NY; President, Portland Community College District, Portland, OR

PERSONNEL REPORT NO. 23

Employment of Contractual Personnel – Faculty Related Actions

The Chancellor recommends that the Board of Trustees authorize execution of written contracts of employment with the following persons on the terms and at the compensations stated.

REGULAR APPOINTMENT FACULTY – 12

Jennifer Ross Annual Salary (Range): \$44,485/F01 Instructor, Government Biographical Sketch: M.A. and B.A., New Mexico State University, Las Cruces, NM Experience: Teacher, Rowlett Elementary-Garland Independent School District, Garland, TX; Adjunct Faculty, Brookhaven	Brookhaven College Effective Dates: Academic Year 2014-2015
George DeAngelis Annual Salary (Range): \$49,423/F01 Instructor, Criminal Justice Biographical Sketch: M.A., Webster University, St. Louis, MO Experience: Visiting Scholar-Faculty, Eastfield College	Eastfield College Effective Dates: Academic Year 2014-2015
Danielle Georgiou Annual Salary (Range): \$50,934/F03 Instructor, Dance Biographical Sketch: M.A., University of Texas at Arlington, Arlington, TX Experience: Adjunct Faculty, Richland College; Adjunct Faculty and Visiting Scholar-Faculty, Eastfield College	Eastfield College Effective Dates: Academic Year 2014-2015
Emilio Lopez Annual Salary (Range): \$49,423/F01 Instructor, Business Biographical Sketch: M.B.A., Baylor University Hankamer School of Business, Waco, TX; B.A., Massachusetts Institute of Technology, Cambridge, MA Experience: Adjunct Faculty and Visiting Scholar-Faculty, Eastfield College; Adjunct Instructor, ITT Technical Institute, DeSoto, TX	Eastfield College Effective Dates: Academic Year 2014-2015

Janice MacDonald
Annual Salary (Range): \$48,933/F01
El Centro College
Effective Dates: Academic Year 2014-2015

Instructor, Culinary Arts
Biographical Sketch: A.A.S., Edinburgh College of Domestic Science, Edinburgh, Scotland
Experience: Instructional Associate, Adjunct Faculty and Visiting Scholar-Faculty, El Centro College

Steve McCauley
Annual Salary (Range): \$51,274/F02
El Centro College
Effective Dates: Academic Year 2014-2015

Instructor, Geology/Meteorology
Biographical Sketch: M.S., Texas Tech University, Lubbock, TX; B.S., Purdue University, West Lafayette, IN
Experience: Meteorologist, WFAA-TV, Dallas, TX; Visiting Scholar-Faculty, El Centro College

Bethan Salle
Annual Salary (Range): \$48,933/F01
El Centro College
Effective Dates: Academic Year 2014-2015

Instructor, Geology/Environmental Science
Biographical Sketch: M.A., University of Northern Colorado, Greeley, CO; B.S., Oxford Brookes University, Headington, Oxford, UK
Experience: Adjunct Faculty, El Centro College

Paula Jenkins
Annual Salary (Range): \$49,410/F02
North Lake College
Effective Dates: Academic Year 2014-2015

Instructor, Photography
Biographical Sketch: M.F.A., School of the Arts/Institute of Chicago, Chicago, IL; B.S., Texas A&M University-Commerce, Commerce, TX
Experience: Graduate Assistant, School of the Arts/Institute of Chicago, Chicago, IL; Instructor, New Tech High-Coppell Independent School District, Coppell, TX; Adjunct Faculty and Visiting Scholar-Faculty, North Lake College

Brandi Harris
Annual Salary (Range): \$47,155/F01
North Lake College
Effective Dates: Academic Year 2014-2015

Instructor, English
Biographical Sketch: M.A. and B.A., University of North Texas, Denton, TX

Experience: Adjunct Faculty, Tarrant County College-Northwest Campus, Fort Worth, TX; Adjunct Faculty and Visiting Scholar Faculty, North Lake College

Melinda Andrews	Richland College
Annual Salary (Range): \$50,848/F03	Effective Dates: Academic Year 2014-2015

Instructor, Learning Framework

Biographical Sketch: M.S., University of Texas at Dallas, Richardson, TX; B.B.A., Abilene Christian University, Abilene, TX

Experience: Director, Waterview Christian Preschool, Richardson, TX; Adjunct Faculty and Visiting Scholar-Faculty, Richland College; Dallas, TX

Praveena Dhayanithy	Richland College
Annual Salary (Range): \$50,828/F03	Effective Dates: Academic Year 2014-2015

Instructor, Mathematics

Biographical Sketch: M.S., University of Texas at Dallas, Richardson, TX; B.A., Madras University, Chennai, Tamil Nadu, India

Experience: Adjunct Faculty, Westwood College, Dallas, TX; Adjunct Faculty and Visiting Scholar-Faculty, Richland College

Dwight Randle	Richland College
Annual Salary (Range): \$56,515/F04	Effective Dates: Academic Year 2014-2015

Instructor, Chemistry

Biographical Sketch: Ph.D., University of Maryland, College Park, MD; M.S., Prairie View A&M University, Prairie View, TX; B.A., Jarvis Christian College, Hawkins, TX

Experience: Senior Scientific Advisor, Susan G. Komen for the Cure, Dallas, TX; Science and Medicine Advisor, American Heart Association, Dallas, TX; Adjunct Faculty and Visiting Scholar-Faculty, Richland College

ALTERNATIVE APPOINTMENT FACULTY – 2

Christopher Curra	Richland College
Annual Salary (Range): \$59,857/F01	Effective Dates: August 18, 2014 through July 29, 2015 (11 month contract)

Instructor, Interactive Simulation and Game Technology Lead

Biographical Sketch: B.F.A., Savannah College of Art and Design; Savannah, GA

Experience: Producer/Animator, Mumbo Jumbo/Ritual Entertainment, Dallas, TX; Owner, Perpetual FX Creative, Dallas, TX; Visiting Scholar-Faculty, Richland College

Jennifer Rose Annual Salary (Range): \$65,445/F02	Richland College Effective Dates: August 18, 2014 through July 10, 2015 (11 month contract)
Instructor, Ceramics Biographical Sketch: M.F.A. and B.F.A., University of North Texas, Denton, TX Experience: Adjunct Faculty, Collin County Community College-Spring Creek Campus, Plano, TX; Adjunct Faculty and Visiting Scholar Faculty, Richland College	

TEMPORARY APPOINTMENT FACULTY - 3

David Dunafan Annual Salary (Range): \$44,485/F01	Brookhaven College Effective Dates: May 7, 2014 through February 6, 2015
Instructor, Emergency Medical Services Biographical Sketch: Certificate, Collin County Community College-Central Park Campus, McKinney, TX Experience: Paramedic, City of Irving, Irving, TX; Instructor, Navarro College, Waxahachie, TX; Adjunct Faculty, Brookhaven College	

William Arwood Annual Salary (Range): \$46,932/F01	Richland College Effective Dates: Academic Year 2014-2015
Instructor, Computer Science Biographical Sketch: M.A., Rice University, Houston, TX Experience: Adjunct Faculty and Temporary Full-time Faculty, Richland College	

Libiya Shah Annual Salary (Range): \$46,856/F01	Richland College Effective Dates: Academic Year 2014-2015
Instructor, Biology Biographical Sketch: M.S., Bharathiar University, Tamil Nadu, India; B.A., Kerala University, Kerala, India Experience: Lecturer, Indian Academy College, Bangalore, India; Instructional Associate, Adjunct Faculty and Temporary Full-time Faculty, Richland College	

VISITING SCHOLAR APPOINTMENT – FACULTY – 3

Marcella Cain Annual Salary (Range): \$46,709/F01	North Lake College Effective Dates: Academic Year 2014-2015
Instructor, Developmental Mathematics Biographical Sketch: M.A., Texas A&M-Commerce, Commerce, TX; B.A., Xavier University, New Orleans, LA	

Experience: Teacher, Advance Baton Rouge Charter School/Prescott Academy, Baton Rouge, LA; Teacher, L.G. Pinkston High School-Dallas Independent School District, Dallas, TX; Adjunct Faculty, Mountain View College

Hillary Gallego
Annual Salary (Range): \$45,375/F01
North Lake College
Effective Dates: Academic Year 2014-2015

Instructor, English
Biographical Sketch: M.A., University of Northern Colorado, Greeley, CO; B.A., William Penn University, Oskaloosa, IA
Experience: Tutor/Editor, William Penn University, Oskaloosa, IA; Graduate Research Assistant, University of Northern Colorado, Greeley, CO; Adjunct Faculty, Tarrant County College-Southeast Campus, Arlington, TX

Omar Surillo
Annual Salary (Range): \$45,473/F01
Richland College
Effective Dates: Academic Year 2014-2015

Instructor, Music
Biographical Sketch: M.A., Yale University, New Haven, CT; B.A., Stetson University, DeLand, FL
Experience: Instructor, ACES Educational Center for the Arts, New Haven, CT; Adjunct Professor, Valencia College, Orlando, FL; Adjunct Professor, Stetson University, DeLand, FL

CORRECTION TO APRIL 1, 2014 PERSONNEL REPORT – 1

John Wentz
Instructor, Clinical Coordinator (Medical Laboratory Technician)
El Centro College
Note: Mr. Wentz was submitted as a Visiting Scholar-Faculty Appointment, however he should have been submitted as a Regular Faculty Appointment.

PERSONNEL REPORT NO. 24

Reemployment of Faculty for One-Year and Three-Year Contracts

It is recommended that the Chancellor, on behalf of the DCCCD, be authorized to enter into written contracts of employment, subject to assignment, with the persons named below on the terms and at the compensation indicated. One-year contracts are for Academic Year 2014-2015. Three-year contracts continue through Academic Year 2016-2017.

Campus	Last Name	First Name	Salary Range	Contract
Brookhaven	Abedin	Haven	F02	3
Brookhaven	Allen	Roy	F01	3
Brookhaven	Ames	Lois	F02	3
Brookhaven	Armenta	Victor	F01	3
Brookhaven	Attner	Raymond	F03	3
Brookhaven	Avera	Mary	F02	3
Brookhaven	Bambrough	Claire	F04	3
Brookhaven	Barlow	Nancy	F02	3
Brookhaven	Baxter	Gerald	F01	3
Brookhaven	Bitner	Rhonda	F01	3
Brookhaven	Blakely	Alan	F04	1
Brookhaven	Burks	Patti	F01	3
Brookhaven	Burton	Hurshel	F04	3
Brookhaven	Burton	Sharon	F02	3
Brookhaven	Cadenhead	Charles	F01	3
Brookhaven	Campbell	Richard	F01	3
Brookhaven	Carlos	Hazel	F01	3
Brookhaven	Cates	Jason	F01	3
Brookhaven	Chaney	Andrea	F01	3
Brookhaven	Cheng-Kvanli	Elaine	F01	3
Brookhaven	Chu	Chong	F01	3
Brookhaven	Cinclair	Carol	F04	3
Brookhaven	Clark	Aaron	F01	3
Brookhaven	Cofer	Don	F03	3
Brookhaven	Contreras	Nelda	F01	3
Brookhaven	Cornelius	Ray-Mel	F01	3
Brookhaven	Cuellar-Mcguire	Virginia	F01	3
Brookhaven	Cuffee	Shonna	F01	1
Brookhaven	Cyriaque	Christopher	F03	3

Brookhaven	Drescher	Juanita	F04	3
Brookhaven	Dudlo	Edward	F04	3
Brookhaven	Edwards	Nancy	F04	3
Brookhaven	Error	Darise	F04	3
Brookhaven	Fleming	Delryn	F03	3
Brookhaven	Gamblin-Bullock	Melody	F03	3
Brookhaven	Garcia	Maria	F01	3
Brookhaven	Garza	Michael	F04	3
Brookhaven	Gill-King	Harrell	F04	3
Brookhaven	Gutierrez	Octavio	F02	3
Brookhaven	Hammerschlag	William	F04	3
Brookhaven	Hanus	Deborah	F02	3
Brookhaven	Hayaud-Din	Ahad	F02	3
Brookhaven	Herd	Stephen	F03	3
Brookhaven	Hernandez	Gregorio	F01	3
Brookhaven	Herring	Augustus	F03	3
Brookhaven	Hill	Scarlett	F01	3
Brookhaven	Jackson	Mary	F01	3
Brookhaven	Jackson	Sharon	F01	3
Brookhaven	Jacobs	Stephen	F01	3
Brookhaven	Jea	Hui-Ju	F01	1 Temporary
Brookhaven	Johnson	Damon	F01	*1 Grant-funded
Brookhaven	Johnson	Marvin	F01	3
Brookhaven	Jones	Donald	F03	3
Brookhaven	Kasparian	Glenn	F03	3
Brookhaven	Knickel	Rebecca	F01	3
Brookhaven	Lee	Woojin	F04	1 Temporary
Brookhaven	Link	Stephen	F04	3
Brookhaven	Little	Robert	F03	3
Brookhaven	Long	Kathleen	F02	3
Brookhaven	Macellaio	Natalie	F02	1
Brookhaven	Mannering	Monique	F03	3
Brookhaven	Martin	Valerie	F01	3
Brookhaven	Mason	Peggy	F04	3
Brookhaven	McClung	Brian	F03	3
Brookhaven	McCoy	Clarice	F03	3
Brookhaven	McNabb	David	F01	3
Brookhaven	Meersman	Key	F01	3
Brookhaven	Mehling	Betty	F01	1 Temporary
Brookhaven	Milligan	Mary	F01	3

Brookhaven	Mills	Cynthia	F01	3
Brookhaven	Moore	Michael	F02	3
Brookhaven	Nair	Nimmy	F03	3
Brookhaven	Neal	Leslie	F01	3
Brookhaven	Nelson	Eileen	F03	3
Brookhaven	Ogden	Samuel	F01	1 Temporary
Brookhaven	Paris	Kevin	F03	3
Brookhaven	Perez	Julie	F04	3
Brookhaven	Polite	Giraud	F03	3
Brookhaven	Polk	Kent	F04	3
Brookhaven	Reeves	Ricky	F01	3
Brookhaven	Reyes	Czarina	F04	3
Brookhaven	Rodrigue	Daniel	F01	1
Brookhaven	Rodriguez	Bernadette	F01	3
Brookhaven	Roffino	Brian	F01	1 Temporary
Brookhaven	Scott	Jerrod	F04	3
Brookhaven	Scott	Ladan	F01	3
Brookhaven	Shelp	Phillip	F03	3
Brookhaven	Sidhwa	Anahita	F03	3
Brookhaven	Sigsbee	Bill	F02	3
Brookhaven	Simmons	Russell	F03	3
Brookhaven	Sinclair	Cameron	F03	1
Brookhaven	Sires	Jeffery	F01	3
Brookhaven	Skorick	Jonathan	F04	3
Brookhaven	Stroman	Jamileh	F04	3
Brookhaven	Taylor	Donald	F02	3
Brookhaven	Thaxton	Ellen	F04	3
Brookhaven	Thomas	Philip	F01	3
Brookhaven	Thompson	Edleeca	F03	3
Brookhaven	Topper	Matson	F04	1
Brookhaven	Uroda	Benedict	F01	1 Temporary
Brookhaven	Van Court	Sharifeh	F03	3
Brookhaven	Vargas	Cheryl	F04	3
Brookhaven	Venza	Jane	F03	3
Brookhaven	Villarreal	Ramiro	F03	3
Brookhaven	Warnberg	Charles	F01	3
Brookhaven	Watson	Sharon	F01	1
Brookhaven	Wells	Stephanie	F01	1 Temporary
Brookhaven	Whitten	Matthew	F01	3
Brookhaven	Williams	John	F04	3
Brookhaven	Zandvliet	Inske	F03	3

Brookhaven	Ziegler	Marla	F01	3
Cedar Valley	Allen	Shaunte	F01	3
Cedar Valley	Anderson	Maame	F01	3
Cedar Valley	Armstead	Ivory	F01	3
Cedar Valley	Aziz	Mohamed	F02	3
Cedar Valley	Black	Kelly	F04	3
Cedar Valley	Bogle	James	F04	3
Cedar Valley	Brotherton	Janet	F01	3
Cedar Valley	Brown	Steven	F04	3
Cedar Valley	Browne	Steven	F01	3
Cedar Valley	Burnett	Elsie	F04	3
Cedar Valley	Colquitt	Christopher	F01	3
Cedar Valley	Cotton	Judith	F01	3
Cedar Valley	Crawford	William	F02	3
Cedar Valley	Daily	Michael	F03	3
Cedar Valley	Desai	Suryakant	F04	3
Cedar Valley	Disheroon	Suzanne	F04	3
Cedar Valley	Dismore	Roger	F01	3
Cedar Valley	Earle	Brian	F04	3
Cedar Valley	Epstein	Mark	F02	3
Cedar Valley	Eye	Patricia	F04	3
Cedar Valley	Fant	Milton	F01	3
Cedar Valley	Germany	Samuel	F04	3
Cedar Valley	Gilligan	Shaun	F01	1
Cedar Valley	Gregoire	Stacy	F01	1 Temporary
Cedar Valley	Haga	Andrea	F04	3
Cedar Valley	Hancock	Clayton	F01	1
Cedar Valley	Harper	Tryn	F01	3
Cedar Valley	Hester	Edward	F03	3
Cedar Valley	Hill	Ollivettee	F01	3
Cedar Valley	Johnston	Ana	F01	3
Cedar Valley	Kassa	Mathewos	F03	1
Cedar Valley	Kratzmeyer	Shannon	F01	1
Cedar Valley	Lineberry	William	F01	3
Cedar Valley	Lumbly	Sheryl	F01	3
Cedar Valley	Lusk	Thomas	F01	3
Cedar Valley	Maples	Alan	F04	3
Cedar Valley	McCoy	David	F04	3
Cedar Valley	McDowell	Mikal	F01	3
Cedar Valley	McGowan-Romero	Holly	F04	1

Cedar Valley	Meachum	Bettie	F04	3
Cedar Valley	Merchant	Mary	F02	3
Cedar Valley	Minger	Diane	F04	3
Cedar Valley	Mungenast	Andrew	F01	3
Cedar Valley	Nocher	Anne	F03	1
Cedar Valley	Opolicky	Michael	F03	3
Cedar Valley	Paul	Duncan	F01	3
Cedar Valley	Reeves-Shull	Christina	F01	3
Cedar Valley	Ridgway	Linda	F01	3
Cedar Valley	Rios-Harris	Rebekah	F02	3
Cedar Valley	Rogers	Dan	F01	3
Cedar Valley	Rolling	Lincoln	F04	3
Cedar Valley	Sargent	John	F01	Fall Semester Only (Temporary)
Cedar Valley	Serrano	Ginnette	F01	3
Cedar Valley	Siemantel	Jennifer	F01	3
Cedar Valley	Sinha	Sangeeta	F04	1
Cedar Valley	Slone	Jane	F03	3
Cedar Valley	Stewart	Sarita	F01	3
Cedar Valley	Thompson	Tommy	F04	3
Cedar Valley	Tomczak	Christina	F04	3
Cedar Valley	Ungchusri	Threedanuj	F04	3
Cedar Valley	Vega	Gerardo	F03	3
Cedar Valley	Wolf	Charles	F01	3
Eastfield	Adhikari	Prem	F04	3
Eastfield	Alba	Elias	F01	3
Eastfield	Ali	Shazia	F04	3
Eastfield	Applewhite	Myesha	F03	3
Eastfield	Balvin	Kenneth	F03	3
Eastfield	Barbero	Pebble	F01	3
Eastfield	Barrett	John	F04	3
Eastfield	Beecham	Ronald	F03	3
Eastfield	Bradshaw-Ward	Danita	F01	3
Eastfield	Bramall	Buster	F01	3
Eastfield	Brazile	Courtney	F01	3
Eastfield	Brown	Regina	F02	3
Eastfield	Buck	Kassandra	F01	3
Eastfield	Burks	Mark	F03	3
Eastfield	Caldwell	Katawna	F01	3
Eastfield	Carr	Laura	F03	3

Eastfield	Castaneda	Cindy	F04	3
Eastfield	Chandler	Kimberly	F04	3
Eastfield	Cho	Elaine	F03	3
Eastfield	Daniel	Alexander	F01	3
Eastfield	Deike	Rose	F01	3
Eastfield	Dibble	Stephanie	F01	1
Eastfield	Denunzio	Rose	F01	1
Eastfield	Doroshov	Michael	F03	3
Eastfield	Dye	Arch	F03	3
Eastfield	Egedigwe	Eges	F03	3
Eastfield	Escobar	Leticia	F02	3
Eastfield	Falls	Dora	F03	3
Eastfield	Felder	Robert	F03	3
Eastfield	Flickner	Robert	F03	3
Eastfield	Flores-Martinez	Jose	F01	3
Eastfield	Forrest	Mary	F04	3
Eastfield	Fox-Balli	Christina	F04	3
Eastfield	Friederich	Ann	F01	3
Eastfield	Frisella	Salvatore	F01	3
Eastfield	Garcia	John	F03	1
Eastfield	Giles	Kevin	F01	3
Eastfield	Giraud	Christine	F01	1
Eastfield	Glaser	Erika	F04	3
Eastfield	Guillen	Vera	F01	3
Eastfield	Gutierrez	Ramiro	F01	3
Eastfield	Hambric	Tuesday	F04	3
Eastfield	Henry	Robert	F03	3
Eastfield	Henson	Jerry	F04	3
Eastfield	Hinckley	Matthew	F03	3
Eastfield	Hughes	Howard	F01	3
Eastfield	Huston	Elizabeth	F04	3
Eastfield	Hutchins	Micheal	F04	3
Eastfield	Imthurn	Melinda	F01	3
Eastfield	Jackson	Gloria	F01	3
Eastfield	Johnson	Patrice	F01	3
Eastfield	Johnson	Sharon	F01	1
Eastfield	Joseph	Elizabeth	F02	3
Eastfield	Jurhree	Stacey	F04	3
Eastfield	Kelman	Alla	F03	3
Eastfield	Kerins	Jessica	F04	3
Eastfield	Kirk	David	F02	3

Eastfield	Knight	Carl	F04	3
Eastfield	Lamborghini	Peter	F01	1
Eastfield	Liston	Curtis	F01	3
Eastfield	Lo	Timothy	F04	3
Eastfield	Massey	A	F03	3
Eastfield	Michelon	Gianantonio	F04	1
Eastfield	Milam	William	F01	3
Eastfield	Millsap	Franklin	F03	3
Eastfield	Mitchell	Jeffrey	F01	3
Eastfield	Morris	Michael	F03	3
Eastfield	Newman	Glynn	F04	3
Eastfield	Nichols	Elizabeth	F03	3
Eastfield	Noble	Michael	F01	3
Eastfield	Ojeda	Carlos	F01	3
Eastfield	Oliver	Tammy	F04	3
Eastfield	Ortiz	Phillip	F03	3
Eastfield	Pagel	Amber	F03	3
Eastfield	Passley	Oscar	F04	3
Eastfield	Patterson	Patrick	F03	3
Eastfield	Penney	Jane	F01	3
Eastfield	Pierce	Larissa	F03	3
Eastfield	Piffardi	Ana	F02	3
Eastfield	Post	Richard	F03	3
Eastfield	Race	L Denise	F04	3
Eastfield	Ramos	Rufel	F04	3
Eastfield	Rawlins	John	F03	3
Eastfield	Reguero	Katherine	F01	3
Eastfield	Richardson	Douglas	F03	3
Eastfield	Robinson	Yvonne	F04	3
Eastfield	Rodgers	Loretta	F01	3
Eastfield	Rodriguez	Ana	F04	3
Eastfield	Rousseau	Alice	F01	3
Eastfield	Santiago	Michael	F02	3
Eastfield	Saucedo	Oraldo	F01	3
Eastfield	Schmitt	Allan	F04	3
Eastfield	Scott	Sandra	F02	3
Eastfield	Shilling	Gerald	F02	3
Eastfield	Soliman	Reem	F01	3
Eastfield	Stanford	Caitlin	F01	3
Eastfield	Stewart-Alexander	Selena	F01	3

Eastfield	Sutton	Donald	F01	3
Eastfield	Svatos	Michele	F04	3
Eastfield	Swindling	James	F03	3
Eastfield	Thomas	Dustina	F01	3
Eastfield	Vera	Nicholas	F01	3
Eastfield	Wadhams	John	F03	3
Eastfield	Wallis	Kendra	F04	1
Eastfield	Washington	Marques	F01	3
Eastfield	Watanabe	Shizuko	F04	3
Eastfield	Weaver	Martha	F03	3
Eastfield	Whisnant	Robert	F03	3
Eastfield	Wickman	Terrance	F04	3
Eastfield	Willburn	David	F02	3
Eastfield	Windrow	Kathy	F02	3
Eastfield	Winter	Sabine	F02	3
Eastfield	Wyatt	Susan	F04	3
				Fall Semester Only (Grant-funded)
El Centro	Abderrahman	Sanan	F03	
El Centro	Akins	Sherry	F01	3
El Centro	Alejandro	Jose	F03	1
El Centro	Alexander	Sandra	F01	3
El Centro	Allen	Belinda	F02	3
El Centro	Allen	Benja	F03	3
El Centro	Anderson	Marilyn	F01	1
El Centro	Anthony	Michael	F01	3
El Centro	Bates	Barry	F02	3
El Centro	Beasley	Mary	F04	3
El Centro	Becker	Joan	F01	1
El Centro	Bittinger	Donald	F01	3
El Centro	Bowell	Cassandra	F01	3
El Centro	Bradley	Jacqueline	F01	3
El Centro	Campbell	Catherine	F01	3
El Centro	Carlson	Brenda	F01	3
El Centro	Carolan	Catherine	F01	3
El Centro	Chaudhry	Rajni	F01	1
El Centro	Clayton	Alexis	F01	3
El Centro	Cooper	Jennifer	F01	1
El Centro	Copeland	Roger	F04	1
El Centro	Cossio	Allison	F03	3
El Centro	Cowden	Liberty	F01	1

El Centro	Crawford	Pamela	F01	3
El Centro	Davis	Lea	F01	3
El Centro	Deng	Taihe	F04	3
El Centro	DesPlas	Rosemary	F02	3
El Centro	Donaldson- Steverson	Adrienne	F03	1
El Centro	Drury	Dianna	F01	3
El Centro	Easter	Glenda	F01	3
El Centro	Edson	Roberta	F01	3
El Centro	Espinoza	Ceaser	F03	3
El Centro	Fields	Nancy	F02	3
El Centro	Fletcher	Robin	F01	1
El Centro	Forcum	Kimberly	F01	1
El Centro	Ford	Margaret	F01	3
El Centro	Furlough	Troy	F02	3
El Centro	Galloway	Wende	F01	3
El Centro	Goh	Swee	F01	3
El Centro	Gordon	Una	F02	3
El Centro	Graham	Robin	F01	1
El Centro	Gray	Linda	F01	3
El Centro	Gregory	Lloyd	F01	3
El Centro	Griffin	Denise	F01	3
El Centro	Hernandez	Edmundo	F02	3
El Centro	Hickerson	Jon	F01	3
El Centro	Hodges	William	F01	3
El Centro	Howard	Rahime	F01	1 Temporary
El Centro	Hudson	Bridgette	F01	1
El Centro	Hyde	Waymon	F01	1 Temporary
El Centro	Idicula	Idichandi	F01	3
El Centro	Jones	Jerry	F03	3
El Centro	Kerr	Olivia	F01	3
El Centro	Key	Rachel	F03	1
El Centro	Knox	Dudley	F04	3
El Centro	Lalonde	Christopher	F01	3
El Centro	Lane	Mark	F01	3
El Centro	Lane	Stefanie	F01	1 Temporary
El Centro	Leshi	Aisha	F01	1
El Centro	Lindsay	Jenny	F01	3
El Centro	Lock	Lisa	F01	3
El Centro	Mann	Kande	F01	3
El Centro	Mansour	Hassan	F03	3

El Centro	Marquez	Juanita	F03	3
El Centro	Martin	Elizabeth	F01	3
El Centro	Martinez	Joe	F01	3
El Centro	Maxwell	Mwauna	F03	3
El Centro	McCullough	Shellie	F01	1 Temporary
El Centro	McGough	Byron	F04	3
El Centro	Melton	Patty	F01	3
El Centro	Menchaca	Ricardo	F03	3
El Centro	Meraz	Rebecca	F03	1
El Centro	Merritt	Linda	F03	1
El Centro	Michele	Gay	F01	3
El Centro	Minnis	Rosalinda	F02	3
El Centro	Neal	Diana	F01	1 Temporary
El Centro	Nelson	George	F01	3
El Centro	Ogbeide	Mike	F01	1 Temporary
El Centro	Olson	Carole	F04	3
El Centro	Panahi	Mehrdad	F01	3
El Centro	Payne	Derrick	F01	3
El Centro	Payne	Stella	F01	1 Temporary
El Centro	Perez-Michael	Angela	F01	3
El Centro	Peschka	Gary	F02	3
El Centro	Porter	Jackie	F01	3
El Centro	Pritchett	Katherine	F01	3
El Centro	Reece	Emily	F04	3
El Centro	Rodriguez	Francisco	F01	1 Temporary
El Centro	Samples	Alvin	F01	3
El Centro	Samuel	John	F01	3
El Centro	Schluns	Lynn	F01	1
El Centro	Schmidt	Ronald	F02	3
El Centro	Schubert Logue	Christine	F01	3
El Centro	Schulze	Samantha	F01	1
El Centro	Seaton	Norman	F04	3
El Centro	Shaver	Paul	F01	3
El Centro	Shepherd	Mark	F01	1
El Centro	Shultz	Cherlyn	F01	3
El Centro	Smith	Deborah	F02	3
El Centro	Sonnier	Beth	F03	3
El Centro	Soto	Juan	F01	3
El Centro	Spiegel	Harold	F01	3
El Centro	Stall	Sara	F01	3
El Centro	Stanley	June	F01	3

El Centro	Stansberry	Monica	F01	1 Temporary
El Centro	Stone	Michael	F04	1
El Centro	Sullivan	Marilyn	F01	3
El Centro	Swegle	Joyce	F04	3
El Centro	Syblik	Jeffrey	F01	1 Temporary
El Centro	Talbot	Rise	F01	1
El Centro	Taylor-Yearwood	Jessie	F01	3
El Centro	Thames	Mark	F04	3
El Centro	Thomas	Stephanie	F01	1
El Centro	Tolentino	Albert	F03	3
El Centro	Trammell	Deborah	F01	3
El Centro	Tully	Bettie	F04	3
El Centro	Tunnell	Charlotte	F01	3
El Centro	Turner	Sheryl	F01	3
El Centro	Underwood	William	F01	1
El Centro	Vicente	Jimmy	F01	3
El Centro	Villa	Veronica	F01	3
El Centro	Walther	Joseph	F02	3
El Centro	Ward	Janet	F03	3
El Centro	Warrick	Frances	F01	3
El Centro	Watson	Rebbekah	F01	1
El Centro	Wear	Karen	F01	3
El Centro	Weston	Melissa	F01	3
El Centro	Zhang	Baojie	F01	3
Mountain View	Adeyemi	Lois	F01	1
Mountain View	Alfers	Kenneth	F04	3
Mountain View	Barron	Carlos	F01	3
Mountain View	Battles	Fred	F04	3
Mountain View	Behan	James	F02	3
Mountain View	Benson	Paul	F04	3
Mountain View	Billingslea	Steven	F01	3
Mountain View	Brockway	Joseph	F02	3
Mountain View	Chancey	Frank	F01	3
Mountain View	Dixon	Taunya	F02	3
Mountain View	Drake	William	F01	3
Mountain View	Duvall	Johnny	F01	3
Mountain View	Ferguson	Susan	F04	3
Mountain View	Fernandez	Charles	F01	3
Mountain View	Fox	Jesse	F02	3
Mountain View	Franklin	Janice	F04	3
Mountain View	Frasure	Darius	F02	1

Mountain View	Freeman	Diane	F01	3
Mountain View	Garcia	Azucena	F03	3
Mountain View	Godinez	Mariaelena	F01	3
Mountain View	Green	Tommy	F01	3
Mountain View	Grimes	Geoffrey	F04	3
Mountain View	Guerra	Martin	F02	3
Mountain View	Harris	Ayre	F02	3
Mountain View	Heiskell	Rebecca	F03	3
Mountain View	Henderson	Ronald	F01	1 Temporary
Mountain View	Hinojosa	Alicia	F01	3
Mountain View	Hutchings	Sarah	F04	3
Mountain View	Jackson	Amy	F01	1 Temporary
Mountain View	Jackson	Lisa	F01	1 Temporary
Mountain View	Keenan	Douglas	F04	3
Mountain View	Kroll	Tony	F03	1
Mountain View	Lyons	Patricia	F04	1
Mountain View	Means	Richard	F03	3
Mountain View	Medina	Cristina	F02	3
Mountain View	Merrifield	John	F02	3
Mountain View	Mikelk	Terris	F02	3
Mountain View	Millwood	Lynn	F04	3
Mountain View	Nichols	Debbie	F01	3
Mountain View	Parra	Richard	F03	3
Mountain View	Payne	John	F04	3
Mountain View	Pettengill	Ryan	F04	3
Mountain View	Ranjbaran	Kumars	F01	3
Mountain View	Rister	Markay	F01	3
Mountain View	Robinson	Wilma	F02	3
Mountain View	Rodgers	Samuel	F04	3
Mountain View	Rodriguez-Figueroa	Ulises	F01	3
Mountain View	Roy	Lonnie	F01	3
Mountain View	Rubavichute	Auksuole	F01	3
Mountain View	Salmi	Daven	F04	3
Mountain View	Schutte	David	F04	3
Mountain View	Seale	Kristin	F01	1 Temporary
Mountain View	Sepulveda	Julie	F01	3
Mountain View	Shipley	Denise	F01	3
Mountain View	Silva	Margaret	F01	3
Mountain View	Singleton	Emma	F03	3
Mountain View	Sink	D	F04	3

Mountain View	Slider	Tamar	F01	3
Mountain View	Sokhansanj	Shahnaz	F01	3
Mountain View	Soto	Victor	F04	3
Mountain View	Sutton	Debra	F01	3
Mountain View	Tarpley	Joyce	F04	3
Mountain View	Thompson	Darrell	F02	3
Mountain View	Tinker	Minkyong	F01	3
Mountain View	Tydlaska	Michael	F03	3
Mountain View	Waldrop	Jessica	F01	1 Temporary
Mountain View	Wickersham	Charles	F03	3
Mountain View	Yoder	Debra	F04	3
Mountain View	York	Jonathon	F01	3
Mountain View	Zouyousefain	Mohammad	F04	3
North Lake	Aboloye	Pius	F04	3
North Lake	Acker	Jodi	F01	3
North Lake	Agulefo	Uzo	F04	3
North Lake	Alcala	Angelo	F04	3
North Lake	Alegre	Ticiano	F04	3
North Lake	Allen	Gemmy	F03	3
North Lake	Amundsen	Christan	F02	3
North Lake	Arandia	Mark	F04	3
North Lake	Avram	Yanjing	F01	1
North Lake	Bach	Gabriel	F04	3
North Lake	Baker	Jay	F03	3
North Lake	Barnes	Sonya	F01	3
North Lake	Black	Byron	F02	3
North Lake	Bodily	Brett	F04	3
North Lake	Bosher	Bradford	F01	1
North Lake	Boyd	Sherry	F03	3
North Lake	Braswell	Brenda	F01	3
North Lake	Bravo	Lou	F04	3
North Lake	Briggs	Catherine	F04	3
North Lake	Brink	Lynn	F04	3
North Lake	Bush	Sonia	F01	3
North Lake	Butler	Alice	F01	3
North Lake	Cattanach	Joanna	F01	1
North Lake	Chamberlain	Enrique	F04	3
North Lake	Charles	June	F01	3
North Lake	Cherry	Grady	F04	3
North Lake	Chiles	Andrew	F01	3
North Lake	Desgraves	Sequetta	F01	3

North Lake	Dole	Ivan	F01	3
North Lake	Dougherty	Timothy	F01	1
North Lake	Driscoll	George	F01	1
North Lake	Dulan	Brenda	F01	3
North Lake	Durodoye	Raifu	F02	3
North Lake	Dyer	Brett	F02	1
North Lake	Eberle	William	F04	1
North Lake	Eger	James	F01	3
North Lake	Elmore	Phyllis	F04	3
North Lake	Escoto	Rebecca	F01	3
North Lake	Fox	Thomas	F01	3
North Lake	Gabriel	Lisa	F02	3
North Lake	Gant	Valdez	F01	3
North Lake	Ghamasae	Rahman	F04	3
North Lake	Gitonga	Suzanne	F04	3
North Lake	Gottleber	Timothy	F04	3
North Lake	Hayes	Ronda	F01	3
North Lake	Hernandez	Tracie	F01	3
North Lake	Hitt	John	F03	3
North Lake	Holden	Harry	F02	3
North Lake	Hoops	Thomas	F01	1
North Lake	Hossu	Maria	F04	3
North Lake	Howard	Darryl	F04	3
North Lake	Howie	Douglas	F04	3
North Lake	Huddleston	Mike	F03	3
North Lake	Ice	Pamela	F01	3
				Fall Semester Only (Temporary)
North Lake	Johannesen	Robert	F01	
North Lake	Kamara	Willie	F01	1
North Lake	Khamankar	Vaishali	F04	3
North Lake	Kohrmann	Marie	F01	3
North Lake	Kouadio	Issifou	F04	3
North Lake	Kubicek	Leonard	F04	3
North Lake	Kurian	Alexander	F01	3
North Lake	Long	Linda	F04	3
North Lake	Mabine	Nicole	F01	3
North Lake	Madewell	V	F04	3
North Lake	Magee	Paul	F04	3
North Lake	Manna	Sharon	F04	3
North Lake	Mayfield	Jerry	F02	3

North Lake	McAdams	Christopher	F04	3
North Lake	McGuirk	Mary	F02	3
North Lake	Means	Nathaniel	F04	3
North Lake	Mesquita	Geraldo	F01	3
North Lake	Meyer	Michelle	F01	3
North Lake	Newman	Gregory	F01	1
North Lake	Ngo	Huy	F02	1
North Lake	Otero	Enrique	F01	3
North Lake	Parr	Lona	F01	3
North Lake	Pope	Nahid	F01	3
North Lake	Ramirez	Melodee	F03	3
North Lake	Ray	Marty	F02	3
North Lake	Redwine	Theda	F01	3
North Lake	Reyes-Chinchilla	Leslie	F02	3
North Lake	Rike	Charlotte	F03	3
North Lake	Romero	Yolanda	F04	3
North Lake	Ruck	Viola	F04	3
North Lake	Serra	Maria	F01	3
North Lake	Sexton	Kelly	F04	3
North Lake	Sharifian	Sherry	F01	1
North Lake	Siegel	Charles	F03	3
North Lake	Sigua	Dane	F02	1
North Lake	Simmons	Cynthia	F01	3
North Lake	Smith	Amy	F01	3
North Lake	Su	Henry	F04	3
North Lake	Thompson	Patricia	F01	3
North Lake	Thompson	Shirley	F03	3
North Lake	Verma	Betty	F01	3
North Lake	Villalobos	Susan	F02	3
North Lake	Villarreal	Katherine	F01	3
North Lake	Vu	Roy	F04	3
North Lake	Wendt	Jeffrey	F01	1
North Lake	Wheeler	Joseph	F01	3
North Lake	Wilson	Roger	F01	3
North Lake	Wortham	Fredella	F01	3
Richland	Appleby	Heather	F01	3
Richland	Asante	Ofori	F04	3
Richland	Azpiroz	Ricardo	F04	3
Richland	Baggett	Jennifer	F04	1
Richland	Beard	Kevin	F01	3
Richland	Bekele	Lamrot	F01	3

Richland	Bell	Amy	F03	3
Richland	Bell	Michael	F03	3
Richland	Benton	Lesley	F04	3
Richland	Benton	Luisa	F03	3
Richland	Boltrushek	Amy	F01	3
Richland	Blackburn	Joanett	F02	3
Richland	Branks	Scott	F03	3
Richland	Branum	Barbara	F04	3
Richland	Brown	Nekeith	F01	3
Richland	Browne	Eleanor	F02	3
Richland	Bryant	Jacqueline	F04	3
Richland	Buettner	Jill	F03	3
Richland	Cadenhead	C T	F04	3
Richland	Carter	Henry	F02	3
Richland	Choi	Young	F01	3
Richland	Clements	Cynthia	F03	3
Richland	Coder	Alice	F01	3
Richland	Coffman	Terah	F04	3
Richland	Conine	Randy	F03	3
Richland	Cortina	Joseph	F04	3
Richland	Crowder	Roderick	F01	3
Richland	Daniel	Sarah	F03	3
Richland	Dao	Daniel	F01	3
Richland	Darabadey	Saeid	F01	3
Richland	Davis	Deborah	F01	3
Richland	Dean	Sherry	F04	3
Richland	Dogger	Barbara	F04	3
Richland	Douzart	Ambronita	F03	3
Richland	Dreier	Kelly	F01	3
Richland	Dryden	Irene	F04	3
Richland	Dweik	Bushra	F01	3
Richland	Ellens	Patricia	F02	3
Richland	Ellis	Sara	F02	3
Richland	Espinosa	Genevieve	F03	3
Richland	Ewing	Jon	F04	3
Richland	Fleming	Brian	F01	3
Richland	Flores	Reynaldo	F03	3
Richland	Flowers	Jana	F04	3
Richland	Gadre	Vasant	F04	3
Richland	Ganga	Mrudula	F04	1
Richland	Garrett	Curtis	F04	3

Richland	Gibbs	Bryan	F03	3
Richland	Goldammer	Kory	F04	3
Richland	Henry	Matthew	F04	3
Richland	Hester	Gwendolyn	F04	3
Richland	Hill	Jada	F02	3
Richland	Hobson	Daryl	F01	3
Richland	Irwin	Peter	F04	3
Richland	John	Gary	F04	3
Richland	Jones	Jennifer	F04	3
Richland	Jones	Virginia	F04	3
Richland	Kallas	Adriana	F04	3
Richland	Khan	Sobia	F03	3
Richland	Kurtz	Charles	F04	1
Richland	Kuspa	Jordan	F03	1
Richland	Kyrish	Jamie	F03	3
Richland	Le	Liem	F01	3
Richland	Li	Zhujun	F04	3
Richland	Little	Peggy	F03	3 @ 60%
Richland	Lott	Kenneth	F03	3
Richland	Loucas	Wayne	F02	3
Richland	Luo	Ye	F04	3
Richland	Luter	Edward	F02	3
Richland	Manzano	Yolanda	F02	3
Richland	Marrero	Miguel	F03	3
Richland	Martinez	Federico	F01	3
Richland	Martinez	Juan	F01	3
Richland	Matlock	Jerry	F03	3
Richland	Matter	William	F04	3
Richland	Maverick	Rachel	F02	3
Richland	Mayhan	Vicki	F01	3
Richland	Methenitis	Randall	F01	3
Richland	Miller	Cynthia	F03	3
Richland	Mims	Robert	F04	3
Richland	Moore	Patrick	F01	3
Richland	Morable	Linda	F04	3
Richland	Motley	Thomas	F03	3
Richland	Murcherson	Royce	F04	3
Richland	Murphy	Patrick	F03	3
Richland	Nam	Yoo	F01	3
Richland	Navarro	Michelle	F03	3
Richland	Neal	William	F03	3

Richland	Newbury	Fred	F04	3
Richland	Nino	Angela	F04	3
Richland	Northcut	Mary	F04	3
Richland	Obeid	Ossama	F04	3
Richland	Parrott	Lois	F04	3
Richland	Peacock	Mary	F02	3
Richland	Price	Randall	F04	3
Richland	Randle	Rolanda	F04	3
Richland	Rashed	Ahmed	F03	3
Richland	Reynolds	Jackie	F03	3
Richland	Ricks	Gay	F02	3
Richland	Robertson	Robyn	F01	1
Richland	Samarth	Aditi	F03	3
Richland	Sandoval	Raymond	F04	3
Richland	Schulle	Polly	F04	3
Richland	Seekri	Raj	F01	3
Richland	Shepard	Michael	F04	3
Richland	Shorow	David	F03	3
Richland	Siegle	Clive	F04	3
Richland	Song	Xiang	F04	3
Richland	Spicer	Mae	F01	3
Richland	Stanson	John	F03	3
Richland	Stone	Louis	F03	3
Richland	Stout	Ronald	F01	1
Richland	Stover	James	F03	3
Richland	Sullivan	Timothy	F04	3
Richland	Swedlund	Trudi	F03	3
Richland	Szabo	Zoltan	F01	3
Richland	Taulbee	Thomas	F04	3
Richland	Thomas	Curtis	F03	3
Richland	Thompson	Donald	F04	3
Richland	Tian	Jimin	F04	3
Richland	Tinsley	Sammy	F04	3
Richland	Trickel	John	F04	3
Richland	Unruh	Kendra	F04	1
Richland	Waterman	Randy	F02	3
Richland	Williams	Rebecca	F01	3
Richland	Wright	LaQueta	F04	3
Richland	Yates	Kathryn	F03	3
Richland	Zhou	Alice	F04	3

Background: This is a yearly recommendation from the President to authorize contracts of employment with persons who have been previously approved by the Board as full-time faculty members.

PERSONNEL REPORT NO. 25

Reemployment of Alternative Faculty

It is recommended that the Chancellor, on behalf of the DCCCD, be authorized to enter into written contracts of employment, subject to assignment, with those faculty listed below who are employed on an Alternative Faculty Contract. Alternative Faculty Contracts may be for a period of up to 11 months. Please note that the periods of employment for those faculty serving on alternative contracts are noted below:

Campus	Last Name	First Name	Range	Term and Period of Contract
Brookhaven	Carter	Christi	F01	3 years beginning August 1, 2014 (10.5 month)
Brookhaven	Castro	Johnny	F01	3 years beginning August 1, 2014 (10.5 month)
Brookhaven	Ehrich	Lisa	F03	3 years beginning August 18, 2014 (10 month)
Brookhaven	Gilliam	Sheila	F01	3 years beginning August 1, 2014 (10.5 month)
Brookhaven	Green	Diedra	F01	1 year beginning August 1, 2014 (10.5 month)
Brookhaven	Hobbs	Tracey	F01	1 year beginning August 1, 2014 (10.5 month)
Brookhaven	Klocko	Marilyn	F01	1 year beginning August 1, 2014 (10.5 month)
Brookhaven	Malvic	Christopher	F01	1 year beginning August 1, 2014 (10.5 month)
Brookhaven	Mendel	Beth	F01	1 year beginning August 1, 2014 (10.5 month)
Brookhaven	Personett	Rebecca	F04	3 years beginning August 1, 2014 (10.5 month)
Brookhaven	Rowe	Elizabeth	F04	3 years beginning August 1, 2014 (10.5 month)
Brookhaven	Shupe	Brenda	F02	3 years beginning August 1, 2014 (10.5 month)
Cedar Valley	Oquin-Norman	Michaelle	F03	3 years beginning August 10, 2014 (10 month Faculty Counselor)
Cedar Valley	Stein	Connie	F01	3 years beginning August 18, 2014 (10 month Faculty Counselor)
Cedar Valley	Washington-White	Robin	F04	3 years beginning August 18, 2014 (10 month)

El Centro	Crow-McDowell	Valerie	F01	3 years beginning August 18, 2014 (10 month)
El Centro	Delagarza	Jennifer	F01	3 years beginning January 14, 2015 (9 month)
Mountain View	Dye	Anna	F02	3 years beginning August 1, 2014 (10.5 month)
North Lake	Forbess	Ulanda	F04	3 years beginning August 18, 2014 (11 month)
Richland	Edwards	Erica	F01	3 years beginning August 4, 2014 (10 month)
Richland	Harwood	John	F01	3 years beginning August 4, 2014 (10 month)
Richland	Lamb	Roderick	F01	3 years beginning August 1, 2014 (11 month)
Richland	Long	Scott	F01	3 years beginning August 1, 2014 (11 month)
Richland	Millspaugh	Jennifer	F01	3 years beginning August 1, 2014 (10 month)
Richland	Perez-Ramos	Sara	F04	3 years beginning August 1, 2014 (10 month)
Richland	Sawyer	Gina	F02	3 years beginning August 18, 2014 (11 month)

Background: This is a yearly recommendation from the College President to authorize contracts of employment with persons who have been previously approved by the Board as full-time faculty members serving on alternative contracts.

PERSONNEL REPORT NO. 26

Reemployment of Visiting Scholar Faculty

It is recommended that the Chancellor, on behalf of the DCCC District, be authorized to enter into written contracts of employment, subject to assignment, with the persons named below as Visiting Scholars for the periods indicated.

Campus	Last Name	First Name	Range	Period of Employment
Brookhaven	Allen	Jennifer	F04	Academic Year 2014-15
Brookhaven	Bailey	Michael	F01	Academic Year 2014-15
Brookhaven	Gonzalez	Ricardo	F04	Academic Year 2014-15
Brookhaven	Paris	Dennis	F04	Academic Year 2014-15
Brookhaven	Rangnekar	Nehal	F01	Academic Year 2014-15
Brookhaven	Ra'oof	Jameelah	F01	Academic Year 2014-15
Brookhaven	Saleemi	Asmara	F01	Academic Year 2014-15
Brookhaven	Suber	Shani	F01	Academic Year 2014-15
Cedar Valley	Cooks	Wendell	F01	Academic Year 2014-15
Cedar Valley	Foil	Marcia	F01	Academic Year 2014-15
Cedar Valley	Grant	Helena	F01	Academic Year 2014-15
Cedar Valley	Jafar	Rasmi	F01	Academic Year 2014-15
Cedar Valley	Plummer	Myrtle	F01	Academic Year 2014-15
Cedar Valley	Tovar	Jorge	F01	Academic Year 2014-15
Cedar Valley	Young	Timothy	F01	Academic Year 2014-15
Eastfield	Dann	Lori	F01	Academic Year 2014-15

Eastfield	Dennis	Amy	F01	Academic Year 2014-15
Eastfield	Kelly	Ashley	F01	Academic Year 2014-15
Eastfield	Malaer	Joseph	F01	Academic Year 2014-15
Eastfield	Preston	Amanda	F01	Academic Year 2014-15
Eastfield	Richards	Damon	F01	Academic Year 2014-15
Eastfield	Serebrianik	Nina	F04	Academic Year 2014-15
Eastfield	Wilkinson	Brett	F01	Academic Year 2014-15
El Centro	Ayllon	Marco	F01	Fall Semester Only
El Centro	Borvak	Jozef	F04	Fall Semester Only
El Centro	Brown	Cynthia	F04	Academic Year 2014-15
El Centro	Cantrell	Jason	F01	Academic Year 2014-15
El Centro	Chrietzberg	Anne	F01	Academic Year 2014-15
El Centro	Gonzalez	Joselyn	F01	Fall Semester Only
El Centro	Hiott	Kimberley	F01	Academic Year 2014-15
El Centro	Johnson	Janeen	F01	Academic Year 2014-15
El Centro	Palacios	Yazeth	F01	Academic Year 2014-15
El Centro	Tamez	Jose	F01	Academic Year 2014-15
El Centro	Taylor	Vanessa	F01	Academic Year 2014-15
El Centro	Weltman	Ilana	F01	Academic Year 2014-15
Mountain View	Ayers	Stephanie	F01	Alternative Contract Fall Semester Only
Mountain View	Ford	Shelley	F01	Alternative Contract

				1 year beginning August 1, 2014 (10.5 month)
Mountain View	Jones	Veronica	F01	Alternative Contract 1 year beginning August 1, 2014 (10.5 month)
Mountain View	Lindsay	Cassandra	F01	Academic Year 2014-15
Mountain View	Ortiz-Aguayo	Luisa	F01	Academic Year 2014-15
Mountain View	Pierre	Cencelia	F01	Academic Year 2014-15
Mountain View	Reed-Shaw	R. Deandria	F01	Academic Year 2014-15
Mountain View	Sanchez	Aaron	F04	Academic Year 2014-15
Mountain View	Srivastava	Neeti	F04	Academic Year 2014-15
Mountain View	Vasquez	Celina	F02	Academic Year 2014-15
Mountain View	Yandell	Jackson	F01	Academic Year 2014-15
North Lake	Kaler	Debra	F01	Academic Year 2014-15
North Lake	Mahoney-Ross	Erin	F01	Academic Year 2014-15
North Lake	Perea	Joseph	F01	Academic Year 2014-15
North Lake	Powell	Rachelle	F01	Academic Year 2014-15
North Lake	Ramirez	Pete	F01	Academic Year 2014-15
North Lake	Swaim	Stephanie	F01	Academic Year 2014-15
North Lake	Tiede	Rachel	F01	Academic Year 2014-15
North Lake	Ward	Linda	F01	Academic Year 2014-15
North Lake	Waters	Latisha	F01	Academic Year 2014-15
Richland	Ayachi	Kacem	F04	Fall Semester Only

Richland	Camara	Phyllis	F03	Academic Year 2014-15
Richland	Castillo	Romilio	F01	Fall Semester Only
Richland	Contreras-Berrios	Marisela	F04	Academic Year 2014-15
Richland	Danesh	Shahab	F04	Academic Year 2014-15
Richland	Gharaghazaryan	Hasmik	F02	Academic Year 2014-15
Richland	Jensen	Heather	F01	Fall Semester Only
Richland	Kent	Carol	F01	Academic Year 2014-15
Richland	Laughlin	Van	F01	Academic Year 2014-15
Richland	Lefeld	Marian	F02	Academic Year 2014-15
Richland	Lush	Gregory	F02	Academic Year 2014-15
Richland	Mba	Anthony	F01	Fall Semester Only
Richland	Oxendine	Jessica	F04	Academic Year 2014-15
Richland	Porter	ShaShonda	F04	Academic Year 2014-15
Richland	Simpson	Patrick	F01	Fall Semester Only
Richland	Spence	Denecia	F02	Academic Year 2014-15
Richland	Spencer	Zachary	F03	Academic Year 2014-15
Richland	Urbanski	Tara	F02	Academic Year 2014-15
Richland	Wood	Mary	F01	Academic Year 2014-15

Background: This is a yearly recommendation from the College President to authorize contracts of employment with persons who have been previously approved by the Board as Visiting Scholar-Faculty. Visiting Scholars may be employed for up to two years.

PERSONNEL REPORT NO. 27

Non-Renewal of Temporary Faculty, Visiting Scholar Faculty and Regular Appointment Faculty

It is recommended that the individuals listed below not be offered renewal of their Faculty contract. Employment in these instructional job titles listed will be concluded with the end of the current Academic Year (2013-2014).

Last Name	Title
Goodwin, Randall (Brookhaven)	Instructor, Temporary
Lowery, Sherry (Brookhaven)	Instructor, Visiting Scholar
Sliter, Donna (Cedar Valley)	Instructor, Temporary
Deangelis, George (Eastfield)	Instructor, Visiting Scholar*
Georgiou, Danielle (Eastfield)	Instructor, Visiting Scholar*
Johnson, Vino (Eastfield)	Instructor, Temporary
Lopez, Emilio (Eastfield)	Instructor, Visiting Scholar*
Alkhaolany, Erin (El Centro)	Instructor, Visiting Scholar
Gibbs, Kayla (El Centro)	Instructor, Visiting Scholar
Cheung, Che (Mountain View)	Instructor, Visiting Scholar
Das, Anila (Mountain View)	Instructor, Temporary
Abshire, Richard (North Lake)	Instructor, Temporary
Bates, Terry (North Lake)	Instructor, Temporary
Garvey, David (North Lake)	Instructor, Visiting Scholar
Harris, Brandi (North Lake)	Instructor, Visiting Scholar*
Jenkins, Paula (North Lake)	Instructor, Visiting Scholar*
Johnston, Richard (North Lake)	Instructor, Visiting Scholar
Royston, Edward (North Lake)	Instructor, Temporary
Andrews, Melinda (Richland)	Instructor, Visiting Scholar*
Curra, Christopher (Richland)	Instructor, Visiting Scholar*
Dhayanithy, Praveena (Richland)	Instructor, Visiting Scholar*
Eley, Eric (Richland)	Instructor, Temporary
Martin, Casey (Richland)	Instructor, Temporary

Randle, Dwight (Richland)	Instructor, Visiting Scholar*
Rose, Jennifer (Richland)	Instructor, Visiting Scholar*

Note: *Denotes individuals who have been selected for full-time faculty positions and are included in the employment of Contractual Personnel-Faculty Related Actions.

BUILDING AND GROUNDS REPORT NO. 28

Approval of Agreement with Dedman Facility Group, Inc.

The chancellor recommends that authorization be given to approve an agreement with Dedman Facility Group, Inc. in an amount not to exceed \$95,654 to provide construction management services for the Cedar Valley College, El Centro College, Eastfield College, North Lake College, Richland College, District Office, and Bill J. Priest.

These projects are located in the *Progress Report on Construction Projects* (Informative Reports section of this agenda). The projects are as follows:

- CVC Upgrade Performance Hall House lighting system
- ECC Replace FPE electrical panel, Bldg. C
- ECC Replace make-up air units, FHSV, Bldg. B & C
- EFC Replace 600T Absorber chiller & assoc. piping, pumps, controls
- NLC Rehab AHUs, 6 ea. C14, C15, P7, P8, F18, & F19
- RLC Replace heat exchangers (3), El Paso, Fannin, Gym
- RLC Upgrade VAV boxes to DDC, 303 ea., campus wide
- BJP Replace HW pumps, 2 ea.
- BJP Replace central plant piping insulation
- DO Upgrade CHW system
- EFC Replace pool piping
- EFC Upgrade electronic door locking system

The facilities management staff pre-qualifies architectural and engineering firms and selected Dedman Facility Group, Inc. from its pool of pre-qualified firms. The agreement was made as of May 6, 2014. Compensation is to be a fee not to exceed \$92,868 plus reimbursable expenses not to exceed \$2,786.

BUILDING AND GROUNDS REPORT NO. 29

Approval of Change Order with Mart Inc.

The chancellor recommends that authorization be given to approve change order no. 5 with Mart Inc. in an amount not to exceed \$29,088.40 to provide additional services for North Lake College.

Original agreement	\$534,615.00
Previous change order(s)	74,279.11
Change order amount	<u>29,088.40</u>
Revised agreement	\$637,982.51

This is project no. 5, *Progress Report on Construction Projects* (Informative Reports section of this agenda). The project is for Americans with Disabilities Act Accessibility Guidelines (ADAAG) upgrades. The project was to be completed in February 2014. Construction was 95% complete as of January 2014.

The Board approved the recommendation for award bid no. 12002 for ADA accessibility upgrades on June 4, 2013. Original contract amount was \$534,615 plus 15% contingency for a total of \$614,807. The executive vice chancellor of business affairs was authorized to approve change orders in an amount not to exceed the contingency fund.

As provided by Board Policy CF (LOCAL),

Board Approval	EVCBA Approval	Change Order No.	Amount	Revised Contract	Contingency
	11/4/2013	1	\$20,036.46	\$554,651.46	\$60,155.54
	11/4/2013	2	\$26,791.05	\$581,442.51	\$33,364.49
	11/4/2013	3	\$ 0	\$581,442.51	\$33,364.49
	1/14/2014	4	\$27,451.60	\$608,894.11	\$ 5,912.89
pending		5	\$29,088.40	\$637,982.51	\$(23,175.51)

Change order no. 1 provided for demolition and pour-back of concrete, installation of toilet accessories, drywall repair, electrical repairs, installation of stainless steel cover plates at phones, changing tile at hand dryers, installation of approximately 45 linear feet of irrigation sleeving at Building R, removal of sidewalk for tie-in, re-pouring sidewalk, and installation of structural reinforcement per Geotechnical report.

Change order no. 2 provided for replacement of rusted conduit at floor in room F101, installation of dedicated plug at room A340 for vending, relocation of pipe

and cleanout to allow carrier in restroom M213A to move, demolition of wall at T toilets to allow for electric water cooler installation, and paving changes at Natatorium.

Change order no. 3 provided for time extension only.

Change order no. 4 provided for hardware changes on submittal, framing to close gaps at steps, adding tile at top of walls at A340, A314, and A315, stacked stone wall at Building R, exhaust duct and fan at A314 and A315, millwork to modify and replace sinks, new faucets, and painting cabinet fronts.

This change order no. 5 provides for revision of HC entrance door at Natatorium to automatic slider, sanding and refinishing stage floor at performance hall, adding new barrier rail at raised wheelchair platform in performance hall, adjusting exhaust fan work in A314 and A315, adding metal frames to accessible room signs, relocation of pool lift and addition of longer arms.

This recommendation increases the project cost to \$637,792, which is \$103,367 (19%) over the original amount.

BUILDING AND GROUNDS REPORT NO. 30

Approval of Change Order with Sovereign Construction Group

The chancellor recommends that authorization be given to approve change order no. 6 with Sovereign Construction Group in an amount not to exceed \$20,727.96 for additional construction services at North Lake College.

Original agreement	\$755,577.45
Previous change order(s)	139,460.24
Change order amount	<u>20,727.96</u>
Revised agreement	\$915,765.65

This is NLC project no. 3, *Progress Report on Construction Projects* (Informative Reports section of this agenda). The project is for roadway, sidewalk, and drainage improvement. The project was to be completed on July 27, 2013. Construction, related to original scope, was 100% complete as of December 31, 2013.

The Board approved the recommendation for award bid no. 11942 for roadway, sidewalk, and drainage improvement. Original contract amount was \$755,577 plus 15% contingency for a total of \$868,914. The executive vice chancellor of business affairs was authorized to approve change orders in an amount not to exceed the contingency fund.

As provided by Board Policy CF (LOCAL),

Board Approval	EVCBA Approval	Change Order No.	Amount	Revised Contract	Contingency
	03/13/2013	1	\$78,037.01	\$833,614.46	\$35,299.99
	03/28/2013	2	\$18,314.43	\$851,928.89	\$16,985.56
	07/23/2013	3	\$0	\$851,928.89	\$16,985.56
9/03/2013		4	\$43,108.80	\$895,037.69	(\$26,123.24)
		5	Not issued		
Pending		6	\$20,727.96	\$915,765.65	(\$46,851.20)

Change order no. 1 provided for demolition of concrete for ADA ramp extension/ fire lane crossing/re-do island ramp.

Change order no. 2 provided for reinstallation of wiring for light pole, locating and repairing ruptured electrical line, moving inlet 10' due to obstruction of 6" water

line, extra excavation/removal of pipe due to RCP marked improperly on plans, moving water pipes and wires.

Change order no. 3 provided for adding 73 days to the contract.

Change order no. 4 provided for RCP repair, Dart, concrete flume, S. loop concrete, sidewalk additions, sidewalk repairs, and addition of 30 days to the contract.

Change order no. 5 was not issued.

This change order no. 6 provides for services from Alliance Geotechnical and additional excavation due to waterline and a retaining wall.

This recommendation increases the project cost to \$915,765 which is \$160,188 (21%) over the original amount.

INFORMATIVE REPORT NO. 31

Richland Collegiate High School

Richland Collegiate High School (RCHS) seniors presented their capstone experience projects on April 16 and 17. Their capstone topics ranged from a new way to detect sports-related head injuries to the development of a Tesla energy project.

The senior capstone experience requires each RCHS student to identify and research a topic that addresses a need, concern, or opportunity for improvement in an area that is relevant to their future career. The capstone curriculum contains the following requirements: 1) input from an external expert on the capstone-specific topic; 2) a formal public presentation to an evaluator; 3) use of technology during the formal presentation; and 4) a 15-page scholarly paper that is graded by a Richland College faculty member. This curriculum equips RCHS students with the research and writing requirements of junior- and senior-level college classes. Several former students have received college credits after presenting their projects to their four-year college or university, and many graduates have been awarded internships in very competitive college and business programs.

Sana Abbas is presenting her senior capstone experience project that focuses on detecting sports-related head injuries.

INFORMATIVE REPORT NO. 32

Presentation of Current Funds Operating Budget Report for March 2014

The chancellor presents the report of the current funds operating budget for March 2014 for review.

DALLAS COUNTY COMMUNITY COLLEGE DISTRICT
2013-14 CURRENT FUNDS OPERATING BUDGET

REVENUES & ADDITIONS

Year-to-Date March 31, 2014
58.33% of Fiscal Year Elapsed

	Approved Budget	Year-to-Date Actuals	Remaining Balance	Percent Budget	Control Limits	Notes
UNRESTRICTED FUND						
State Appropriations	\$ 87,146,027	\$ 45,805,121	\$ 41,340,906	52.6%	49.1-59.0%	
Tuition	93,689,561	76,637,949	17,051,612	81.8%	78.3-85.9%	
Taxes for Current Operations	172,222,660	174,577,639	(2,354,979)	101.4%	95.7-102.5%	(1)
Federal Grants & Contracts	944,661	469,072	475,589	49.7%	33.9-86.4%	
State Grants & Contracts	158,779	225,227	(66,448)	141.8%	n/a	
General Sources:						
Investment Income	1,500,000	1,087,546	412,454	72.5%	38.0-75.2%	
General Revenue	3,229,819	1,588,639	1,641,180	49.2%	n/a	
Subtotal General Sources	4,729,819	2,676,185	2,053,634	56.6%	45.2-74.1%	
SUBTOTAL UNRESTRICTED	358,891,507	300,391,193	58,500,314	83.7%	n/a	
Use of Fund Balance & Transfers-in	20,735,448	-	20,735,448	0.0%	n/a	
TOTAL UNRESTRICTED	379,626,955	300,391,193	79,235,762	79.1%	68.2-78.7%	(2)
AUXILIARY FUND						
Sales & Services	4,756,483	2,371,555	2,384,928	49.9%	50.6-55.7%	(3)
Investment Income	126,934	108,139	18,795	85.2%	38.9-69.8%	(4)
Transfers-in	4,290,797	4,290,797	-	100.0%	n/a	
Use of Fund Balance	1,747,744	-	1,747,744	0.00%	n/a	
TOTAL AUXILIARY	10,921,958	6,770,491	4,151,467	62.0%	64.9-70.1%	(5)
RESTRICTED FUND						
State Appropriations:						
Insurance & Retirement Match	19,150,091	11,759,579	7,390,512	61.4%	n/a	
SBDC State Match	2,398,785	932,570	1,466,215	38.9%	n/a	
Subtotal State Appropriations	21,548,876	12,692,149	8,856,727	58.9%	n/a	
Grants, Contracts & Scholarships:						
Federal	101,792,527	56,924,271	44,868,256	55.9%	n/a	
State	10,935,495	7,737,636	3,197,859	70.8%	n/a	
Local	8,242,818	3,826,501	4,416,317	46.4%	n/a	
Transfers-in	76,725	55,082	21,643	71.8%	n/a	
Subtotal Grants, Contracts & Scholarships	121,047,565	68,543,490	52,504,075	56.6%	n/a	
Richland Collegiate High School	43,366	1,370	41,996	3.2%	n/a	
TOTAL RESTRICTED	142,639,807	81,237,009	61,402,798	57.0%	n/a	
RICHLAND COLLEGIATE HIGH SCHOOL						
State Funding	3,340,895	1,739,311	1,601,584	52.1%	n/a	
Investment Income	10,000	14,306	(4,306)	143.1%	n/a	
TOTAL COLLEGIATE HIGH SCHOOL	3,350,895	1,753,617	1,597,278	52.3%	n/a	
TOTAL REVENUES & ADDITIONS	\$ 536,539,615	\$ 390,152,310	\$ 146,387,305	72.7%	n/a	

DALLAS COUNTY COMMUNITY COLLEGE DISTRICT
2013-14 CURRENT FUNDS OPERATING BUDGET

EXPENDITURES & USES BY FUNCTION

Year-to-Date March 31, 2014
58.33% of Fiscal Year Elapsed

	Approved Budget	Year-to-Date Actuals	Remaining Balance	Percent Budget	Control Limits	Notes
UNRESTRICTED FUND						
Instruction	\$ 146,103,493	\$ 88,361,987	\$ 57,741,506	60.5%	60.5-62.6%	
Public Service	4,544,298	2,877,390	1,666,908	63.3%	36.1-68.1%	
Academic Support	18,142,184	10,005,879	8,136,305	55.2%	52.4-58.6%	
Student Services	33,162,335	19,306,153	13,856,182	58.2%	55.1-57.6%	(6)
Institutional Support	62,170,054	35,016,878	27,153,176	56.3%	55.2-60.4%	
Staff Benefits	25,180,848	15,231,700	9,949,148	60.5%	16.4-121.6%	
Operations & Maintenance of Plant	31,135,023	19,511,991	11,623,032	62.7%	59.0-65.1%	
Repairs & Rehabilitation	19,178,480	4,190,666	14,987,814	21.9%	9.8-37.0%	
Special Items:						
Reserve - Campus	5,305,710	-	5,305,710	n/a	n/a	
Reserve - PSS Job Evaluations	500,000	-	500,000	n/a	n/a	
Reserve - Diversity Initiatives	500,000	-	500,000	n/a	n/a	
Reserve - Technology	1,055,000	-	1,055,000	n/a	n/a	
Reserve - Potential Fund 12 Transfer	750,000	-	750,000	n/a	n/a	
Reserve - Operating	2,270,058	-	2,270,058	n/a	n/a	
Reserve - Enrollment Changes	3,000,000	-	3,000,000	n/a	n/a	
Reserve - IT Telephony Upgrades	2,400,000	-	2,400,000	n/a	n/a	
Reserve - Provision Election Expense	500,000	-	500,000	n/a	n/a	
TOTAL UNRESTRICTED	355,897,483	194,502,644	161,394,839	54.7%	54.1-58.9%	
AUXILIARY FUND						
Student Activities	7,951,120	3,740,432	4,210,688	47.0%	52.3-59.9%	(7)
Sales & Services	2,084,848	1,176,648	908,200	56.4%	48.8-69.8%	
Reserve - Campus	248,771	-	248,771	n/a	n/a	
Reserve - District	93,519	-	93,519	n/a	n/a	
Transfers-out	543,700	1,035,992	(492,292)	190.5%	36.7-98.2%	
TOTAL AUXILIARY	10,921,958	5,953,072	4,968,886	54.5%	49.6-58.6%	
RESTRICTED FUND						
State Appropriations	19,150,091	11,759,579	7,390,512	61.4%	n/a	
Grants & Contracts	27,518,002	13,141,551	14,376,451	47.8%	n/a	
Scholarships	95,928,348	56,335,879	39,592,469	58.7%	n/a	
Subtotal Grants, Contracts & Scholarships	142,596,441	81,237,009	61,359,432	57.0%	n/a	
Richland Collegiate High School	43,366	-	43,366	0.0%	n/a	
TOTAL RESTRICTED	142,639,807	81,237,009	61,402,798	57.0%	n/a	
RICHLAND COLLEGIATE H.S.						
Expenditures	3,350,895	1,653,173	1,697,722	49.3%	n/a	
TOTAL COLLEGIATE HIGH SCHOOL	3,350,895	1,653,173	1,697,722	49.3%	n/a	
SUBTOTAL EXPENDITURES & USES	512,810,143	283,345,898	229,464,245	55.3%	n/a	
TRANSFERS & DEDUCTIONS:						
Mandatory Transfers:						
Tuition to Debt Service Fund	2,908,000	2,176,080	731,920	74.8%	84.1-97.8%	
Institutional Matching-Contracts/Grants	180,675	104,486	76,189	57.8%	n/a	
Non-Mandatory Transfers & Deductions:						
Auxiliary Fund	4,290,797	4,290,797	-	100.0%	n/a	
Unexpended Plant Fund	16,350,000	16,820,885	(470,885)	102.9%	n/a	
TOTAL TRANSFERS & DEDUCTIONS	23,729,472	23,392,248	337,224	98.6%	n/a	
TOTAL EXPENDITURES & USES	\$ 536,539,615	\$ 306,738,146	\$ 229,801,469	57.2%	n/a	

DALLAS COUNTY COMMUNITY COLLEGE DISTRICT
2013-14 CURRENT FUNDS OPERATING BUDGET

EXPENDITURES & USES BY ACCOUNT CLASSIFICATION

Year-to-Date March 31, 2014
58.33% of Fiscal Year Elapsed

	Approved Budget	Year-to-Date Actuals	Remaining Balance	Percent Budget
UNRESTRICTED FUND				
Salaries & Wages	\$229,369,204	\$ 135,495,281	\$ 93,873,923	59.1%
Staff Benefits	25,180,848	15,231,700	9,949,148	60.5%
Purchased Services	20,459,799	12,914,348	7,545,451	63.1%
Operating Expenses	69,075,527	33,863,011	35,212,516	49.0%
Supplies & Materials	9,072,483	6,491,977	2,580,506	71.6%
Minor Equipment	6,442,481	1,273,695	5,168,786	19.8%
Capital Outlay	5,081,804	2,621,810	2,459,994	51.6%
Charges	(25,065,431)	(13,389,178)	(11,676,253)	53.4%
SUBTOTAL UNRESTRICTED	339,616,715	194,502,644	145,114,071	57.3%
Reserve - Campus	5,305,710	-	5,305,710	n/a
Reserve - PSS Job Evaluations	500,000	-	500,000	n/a
Reserve - Diversity Initiatives	500,000	-	500,000	n/a
Reserve - Technology	1,055,000	-	1,055,000	n/a
Reserve - Potential Fund 12 Transfer	750,000	-	750,000	n/a
Reserve - Operating	2,270,058	-	2,270,058	n/a
Reserve - Enrollment Changes	3,000,000	-	3,000,000	n/a
Reserve - IT Telephony Upgrades	2,400,000	-	2,400,000	n/a
Reserve - Provision Election Expense	500,000	-	500,000	n/a
Transfers & Deductions:				
Mandatory Transfers:				
Tuition to Debt Service Fund	2,908,000	2,176,080	731,920	74.8%
Institutional Matching - Contracts/Grants	180,675	104,486	76,189	57.8%
Non-Mandatory Transfers & Deductions:				
Auxiliary Fund	4,290,797	4,290,797	-	100.0%
Unexpended Plant Fund	16,350,000	16,820,885	(470,885)	102.9%
TOTAL UNRESTRICTED	379,626,955	217,894,892	161,732,063	57.4%
AUXILIARY FUND	10,921,958	5,953,072	4,968,886	54.5%
RESTRICTED FUND	142,639,807	81,237,009	61,402,798	57.0%
RICHLAND COLLEGIATE HIGH SCHOOL	3,350,895	1,653,173	1,697,722	49.3%
TOTAL EXPENDITURES & USES	\$536,539,615	\$ 306,738,146	\$229,801,469	57.2%

DALLAS COUNTY COMMUNITY COLLEGE DISTRICT
2013-14 CURRENT FUNDS OPERATING BUDGET

REVENUES & ADDITIONS

Year-to-Date - 58.33% of Fiscal Year Elapsed

	March 31, 2014			March 31, 2013		
	Approved Budget	Year-to-Date Actuals	Percent Budget	Approved Budget	Year-to-Date Actuals	Percent Budget
UNRESTRICTED FUND						
State Appropriations	\$ 87,146,027	\$ 45,805,121	52.6%	\$ 88,905,233	\$ 47,525,833	53.5%
Tuition	93,689,561	76,637,949	81.8%	92,496,829	73,752,878	79.7%
Taxes for Current Operations	172,222,660	174,577,639	101.4%	152,222,660	156,949,541	103.1%
Federal Grants & Contracts	944,661	469,072	49.7%	806,797	670,871	83.2%
State Grants & Contracts	158,779	225,227	141.8%	93,871	153,370	163.4%
General Sources:						
Investment Income	1,500,000	1,087,546	72.5%	2,200,500	1,166,100	53.0%
General Revenue	3,229,819	1,588,639	49.2%	3,046,049	1,799,321	59.1%
Subtotal General Sources	4,729,819	2,676,185	56.6%	5,246,549	2,965,421	56.5%
SUBTOTAL UNRESTRICTED	358,891,507	300,391,193	83.7%	339,771,939	282,017,914	83.0%
Use of Fund Balance & Transfers-in	20,735,448	-	0.0%	17,510,196	-	0.0%
TOTAL UNRESTRICTED	379,626,955	300,391,193	79.1%	357,282,135	282,017,914	78.9%
AUXILIARY FUND						
Sales & Services	4,756,483	2,371,555	49.9%	5,062,831	2,554,184	50.4%
Investment Income	126,934	108,139	85.2%	155,609	79,577	51.1%
Transfers-in	4,290,797	4,290,797	100.0%	4,290,797	4,290,797	100.0%
Use of Fund Balance	1,747,744	-	0.0%	411,022	-	0.0%
TOTAL AUXILIARY	10,921,958	6,770,491	62.0%	9,920,259	6,924,558	69.8%
RESTRICTED FUND						
State Appropriations:						
Insurance & Retirement Match	19,150,091	11,759,579	61.4%	15,268,551	9,051,082	59.3%
SBDC State Match	2,398,785	932,570	38.9%	2,398,785	398,538	16.6%
Subtotal State Appropriations	21,548,876	12,692,149	58.9%	17,667,336	9,449,620	53.5%
Grants, Contracts & Scholarships:						
Federal	101,792,527	56,924,271	55.9%	106,442,536	56,365,023	53.0%
State	10,935,495	7,737,636	70.8%	9,077,404	6,443,613	71.0%
Local	8,242,818	3,826,501	46.4%	7,495,470	3,508,034	46.8%
Transfers-in	76,725	55,082	71.8%	88,847	73,355	82.6%
Subtotal Grants, Contracts & Scholarships	121,047,565	68,543,490	56.6%	123,104,257	66,390,025	53.9%
Richland Collegiate High School	43,366	1,370	3.2%	76,242	2,121	2.8%
TOTAL RESTRICTED	142,639,807	81,237,009	57.0%	140,847,835	75,841,766	53.8%
RICHLAND COLLEGIATE HIGH SCHOOL						
State Funding	3,340,895	1,739,311	52.1%	2,836,427	1,645,789	58.0%
Investment Income	10,000	14,306	143.1%	10,000	12,639	126.4%
TOTAL COLLEGIATE HIGH SCHOOL	3,350,895	1,753,617	52.3%	2,846,427	1,658,428	58.3%
TOTAL REVENUES & ADDITIONS	\$ 536,539,615	\$ 390,152,310	72.7%	\$ 510,896,656	\$ 366,442,666	71.7%

DALLAS COUNTY COMMUNITY COLLEGE DISTRICT
2013-14 CURRENT FUNDS OPERATING BUDGET

EXPENDITURES & USES BY FUNCTION

Year-to-Date - 58.33% of Fiscal Year Elapsed

	March 31, 2014			March 31, 2013		
	Approved Budget	Year-to-Date Actuals	Percent Budget	Approved Budget	Year-to-Date Actuals	Percent Budget
UNRESTRICTED FUND						
Instruction	\$ 146,103,493	\$ 88,361,987	60.5%	\$ 139,262,341	\$ 85,638,084	61.5%
Public Service	4,544,298	2,877,390	63.3%	4,827,307	2,486,130	51.5%
Academic Support	18,142,184	10,005,879	55.2%	17,338,013	9,503,862	54.8%
Student Services	33,162,335	19,306,153	58.2%	30,625,606	17,997,882	58.8%
Institutional Support	62,170,054	35,016,878	56.3%	61,294,141	35,338,265	57.7%
Staff Benefits	25,180,848	15,231,700	60.5%	24,912,971	16,039,496	64.4%
Operations & Maintenance of Plant	31,135,023	19,511,991	62.7%	30,510,500	19,944,412	65.4%
Repairs & Rehabilitation	19,178,480	4,190,666	21.9%	15,621,163	4,993,799	32.0%
Special Items:						
Reserve - Campus	5,305,710	n/a	n/a	5,676,564	n/a	n/a
Reserve - Benefits	-	n/a	n/a	3,500,000	n/a	n/a
Reserve - Faculty Mkt/Job Eval. PSS & Adm.	-	n/a	n/a	500,000	n/a	n/a
Reserve - PSS Job Evaluations	500,000	n/a	n/a	-	n/a	n/a
Reserve - Diversity Initiatives	500,000	n/a	n/a	-	n/a	n/a
Reserve - Technology	1,055,000	n/a	n/a	2,500,000	n/a	n/a
Reserve - Visiting Scholars	-	n/a	n/a	258,500	n/a	n/a
Reserve - Potential Fund 12 Transfer	750,000	n/a	n/a	-	n/a	n/a
Reserve - Operating	2,270,058	n/a	n/a	1,000,000	n/a	n/a
Reserve - Enrollment Changes	3,000,000	n/a	n/a	-	n/a	n/a
Reserve - Facilities Projects and Operations	-	n/a	n/a	11,700,000	n/a	n/a
Reserve - Potential Reduction/ERS Fees	-	n/a	n/a	639,642	n/a	n/a
Reserve - IT Telephony Upgrades	2,400,000	n/a	n/a	-	n/a	n/a
Reserve - Provision Election Expense	500,000	n/a	n/a	-	n/a	n/a
TOTAL UNRESTRICTED	355,897,483	194,502,644	54.7%	350,166,748	191,941,930	54.8%
AUXILIARY FUND						
Student Activities	7,951,120	3,740,432	47.0%	7,379,038	4,036,674	54.7%
Sales & Services	2,084,848	1,176,648	56.4%	2,106,324	1,333,724	63.3%
Reserve - Campus	248,771	-	n/a	216,916	-	n/a
Reserve - District	93,519	-	n/a	114,279	-	n/a
Transfers-out	543,700	1,035,992	190.5%	103,702	54,941	53.0%
TOTAL AUXILIARY	10,921,958	5,953,072	54.5%	9,920,259	5,425,339	54.7%
RESTRICTED FUND						
State Appropriations	19,150,091	11,759,579	61.4%	15,268,551	9,051,082	59.3%
Grants & Contracts	27,518,002	13,141,551	47.8%	30,547,882	14,257,249	46.7%
Scholarships	95,928,348	56,335,879	58.7%	94,955,160	52,531,314	55.3%
Subtotal Grants, Contracts & Scholarships	142,596,441	81,237,009	57.0%	140,771,593	75,839,645	53.9%
Richland Collegiate High School	43,366	-	0.0%	76,242	2,121	2.8%
TOTAL RESTRICTED	142,639,807	81,237,009	57.0%	140,847,835	75,841,766	53.8%
RICHLAND COLLEGIATE H.S.						
Expenditures	3,350,895	1,653,173	49.3%	2,846,427	1,648,729	57.9%
TOTAL COLLEGIATE HIGH SCHOOL	3,350,895	1,653,173	49.3%	2,846,427	1,648,729	57.9%
SUBTOTAL EXPENDITURES & USES	512,810,143	283,345,898	55.3%	503,781,269	274,857,764	54.6%
TRANSFERS & DEDUCTIONS:						
Mandatory Transfers:						
Tuition to Debt Service Fund	2,908,000	2,176,080	74.8%	2,529,623	2,236,860	88.4%
Institutional Matching-Contracts/Grants	180,675	104,486	57.8%	221,644	131,436	59.3%
Non-Mandatory Transfers & Deductions:						
Auxiliary Fund	4,290,797	4,290,797	100.0%	4,290,797	4,290,797	100.0%
Unexpended Plant Fund	16,350,000	16,820,885	102.9%	73,323	181,189	247.1%
TOTAL TRANSFERS & DEDUCTIONS	23,729,472	23,392,248	98.6%	7,115,387	6,840,282	96.1%
TOTAL EXPENDITURES & USES	\$ 536,539,615	\$ 306,738,146	57.2%	\$ 510,896,656	\$ 281,698,046	55.1%

DALLAS COUNTY COMMUNITY COLLEGE DISTRICT
2013-14 CURRENT FUNDS OPERATING BUDGET

EXPENDITURES & USES BY ACCOUNT CLASSIFICATION

Year-to-Date - 58.33% of Fiscal Year Elapsed

	March 31, 2014			March 31, 2013		
	Approved Budget	Year-to-Date Actuals	Percent Budget	Approved Budget	Year-to-Date Actuals	Percent Budget
UNRESTRICTED FUND						
Salaries & Wages	\$229,369,204	\$135,495,281	59.1%	\$222,162,633	\$132,385,545	59.6%
Staff Benefits	25,180,848	15,231,700	60.5%	24,912,971	16,039,496	64.4%
Purchased Services	20,459,799	12,914,348	63.1%	18,938,171	12,277,084	64.8%
Operating Expenses	69,075,527	33,863,011	49.0%	65,607,437	33,743,828	51.4%
Supplies & Materials	9,072,483	6,491,977	71.6%	8,603,529	5,911,128	68.7%
Minor Equipment	6,442,481	1,273,695	19.8%	5,044,908	1,075,624	21.3%
Capital Outlay	5,081,804	2,621,810	51.6%	3,012,595	2,704,498	89.8%
Charges	(25,065,431)	(13,389,178)	53.4%	(23,890,202)	(12,195,273)	51.0%
SUBTOTAL UNRESTRICTED	339,616,715	194,502,644	57.3%	324,392,042	191,941,930	59.2%
Reserve - Campus	5,305,710	n/a	n/a	5,676,564	n/a	n/a
Reserve - Benefits	-	n/a	n/a	3,500,000	n/a	n/a
Reserve - Faculty Mkt/Job Eval. PSS & Adm.	-	n/a	n/a	500,000	n/a	n/a
Reserve - PSS Job Evaluations	500,000	n/a	n/a	-	n/a	n/a
Reserve - Diversity Initiatives	500,000	n/a	n/a	-	n/a	n/a
Reserve - Technology	1,055,000	n/a	n/a	2,500,000	n/a	n/a
Reserve - Visiting Scholars	-	n/a	n/a	258,500	n/a	n/a
Reserve - Potential Fund 12 Transfer	750,000	n/a	n/a	-	n/a	n/a
Reserve - Operating	2,270,058	n/a	n/a	1,000,000	n/a	n/a
Reserve - Enrollment Changes	3,000,000	n/a	n/a	-	n/a	n/a
Reserve - Facilities Projects and Operations	-	n/a	n/a	11,700,000	n/a	n/a
Reserve - Potential State Reduction/ERS Fees	-	n/a	n/a	639,642	n/a	n/a
Reserve - IT Telephony Upgrades	2,400,000	n/a	n/a	-	n/a	n/a
Reserve - Provision Election Expense	500,000	n/a	n/a	-	n/a	n/a
Transfers & Deductions:						
Mandatory Transfers:						
Tuition to Debt Service Fund	2,908,000	2,176,080	74.8%	2,529,623	2,236,860	88.4%
Institutional Matching - Contracts/Grants	180,675	104,486	57.8%	221,644	131,436	59.3%
Non-Mandatory Transfers & Deductions:						
Auxiliary Fund	4,290,797	4,290,797	100.0%	4,290,797	4,290,797	100.0%
Unexpended Plant Fund	16,350,000	16,820,885	102.9%	73,323	181,189	247.1%
TOTAL UNRESTRICTED	379,626,955	217,894,892	57.4%	357,282,135	198,782,212	55.6%
AUXILIARY FUND	10,921,958	5,953,072	54.5%	9,920,259	5,425,339	54.7%
RESTRICTED FUND	142,639,807	81,237,009	57.0%	140,847,835	75,841,766	53.8%
RICHLAND COLLEGIATE HIGH SCHOOL	3,350,895	1,653,173	49.3%	2,846,427	1,648,729	57.9%
TOTAL EXPENDITURES & USES	\$536,539,615	\$306,738,146	57.2%	\$510,896,656	\$281,698,046	55.1%

NOTES

A column titled “Control Limits” appears in the two spreadsheets, *Revenues & Additions* and *Expenditures & Uses by Function*, to illustrate the method of analysis. This column contains plus and minus two standard deviations of the mean for each line item. If the entry is “n/a”, this is a line item that aggregates differently in the new format for the budget report and/or there is no historical data yet available.

- (1) & (2) *Actual Taxes for Current Operations and Total Unrestricted* have exceeded 100% of budget and the budget control limit respectively, due to the recent tax increase.
- (3) & (5) *Actual Auxiliary Fund Sales & Services and Total Auxiliary* are slightly lower than the control limit, but this does not appear to be related to any isolated incident. During the Spring Budget Revision process the budget will be revised.
- (4) *Actual Investment Income* reflects a higher percent of budget due to a larger proportion of unrestricted funds in the investment pool.
- (6) *Student Services* is slightly higher than the control limit, but this does not appear to be related to any isolated incident.
- (7) *Auxiliary Fund Student Activities* is lower than normal percent of budget. This is due to the timing of project expenditures that will be underway in the upcoming months at the Richland College location. During the Spring Budget Revision process the budget will be revised.

INFORMATIVE REPORT NO. 33

Monthly Award and Change Order Summary

Listed below are the awards and change orders approved by the executive vice chancellor of business affairs in March, 2014.

AWARDS:

1D35807	THE RAISER'S EDGE SOFTWARE RENEWAL - DO Blackbaud	\$45,000
---------	--	----------

This award is for a three-year renewal of the District Foundation's online marketing and fundraising/donor management software, The Raiser's Edge. This system has been used by the District since 1999.

4DB1687	TECHNOLOGY LAB EQUIPMENT - EFC HAAS Machine Tools of Texas, Inc.	\$39,827
---------	---	----------

This award is for the purchase of a computer numerical controlled (CNC) Haas TM-1 Toolroom Mill machine for the technology lab. This equipment will be used to train students in advanced CNC programming for the CAD/CAM CNC certificate program. Quotes were sought for HAAS brand equipment or approved equals, but no substituted brands were quoted. Haas Machine Tools of Texas, Inc. is the sole North Texas distributor for all new HAAS equipment.

5D32257	LAB-VOLT TRAINING SYSTEM – ECC/BPI Advanced Technologies Consultants, Inc.	\$46,344
---------	---	----------

This award is for the initial purchase and site license fees for Lab-Volt's Mind-Sight Learning Content Management System; an extensive electronic library of current industrial maintenance and technical courses. It is a fully customizable, electronic interactive curriculum with quizzes, tests and reviews used to train students as industrial maintenance mechanics, welders and machinists.

5D91503 SURGICAL TRAINING MANIKIN - ECC
 Simulab Corporation \$25,197

This award is for the purchase of a training manikin designed for students to use while practicing surgical procedures. The Simulab TraumaMan System manikin is designed to provide invasive procedural training utilizing skin layers, fat, muscle, fascia, and bleeding vessels. Due to the realistic tissues and anatomy, it is the only manikin approved by the American College of Surgeons for use in the Advanced Trauma Life Support courses.

8DA9043 3D PRINTER - RLC
 Teaching Systems, Inc. \$36,700

This award is for the purchase of a 3D printer to be used by students in engineering, technology and manufacturing courses.

CHANGE ORDERS:

Asbestos abatement – D-W
Purchase Order No. B23282
Change Order No. 1

Change: Request additional fee for inclusion of approximately 750 square feet of drywall ceiling and walls in room W103 and approximately 700 square feet of drywall ceilings and walls in room W162/163, both containing asbestos material.

Original Contract Amount	\$9,300.00
Change Order Limit/Contingency	.00
Prior Change Order Total Amounts	.00
Net Increase this Change Order	8,300.00
Revised Contract Amount	\$17,600.00

This is for D-W project #4, *Progress Report on Construction Projects*.

Intercon Environmental, Inc. – Bid #NA
Asbestos abatement – D-W
Purchase Order No. B23249
Change Order No. 1

Change: Request additional fee to remove other asbestos containing materials within the restrooms currently being abated.

Original Contract Amount	\$6,250.00
Change Order Limit/Contingency	.00
Prior Change Order Total Amounts	.00
Net Increase this Change Order	2,522.00
Revised Contract Amount	\$8,772.00

This is for D-W project #4, *Progress Report on Construction Projects*.

DENCO Construction Specialists – Bid #12023

ADA - CVC

Purchase Order No. B22858

Change Order No. 1

Change: Request additional fee for Zurn 4" centerset metering faucet for restrooms, moving the sprinkler piping in B123, moving the stand out piping in B124, and moving 8" cast iron pipe, 1 ½" copper water line and 2" PVC vent in C035 costing \$3,451.25. A credit in the amount of \$676.50 is applied for layout changes. Total increase in this change order is \$2,774.75. The contract time will be increased by 31 days. The date of substantial completion as of the date of this change order is April 10, 2014.

Original Contract Amount	\$224,554.00
Change Order Limit/Contingency	33,683.00
Prior Change Order Total Amounts	.00
Net Increase this Change Order	2,774.75
Revised Contract Amount	\$227,328.75

Board approved original award 08/06/2013. This is for CVC project #4, *Progress Report on Construction Projects*.

Mart, Inc. – Bid #12072

Science room renovation - EFC

Purchase Order No. B23207

Change Order No. 1

Change: Request to add 7 days to project schedule due to finding abatement in 1/3 of the floor. The date of substantial completion as of the date of this change order is April 11, 2014.

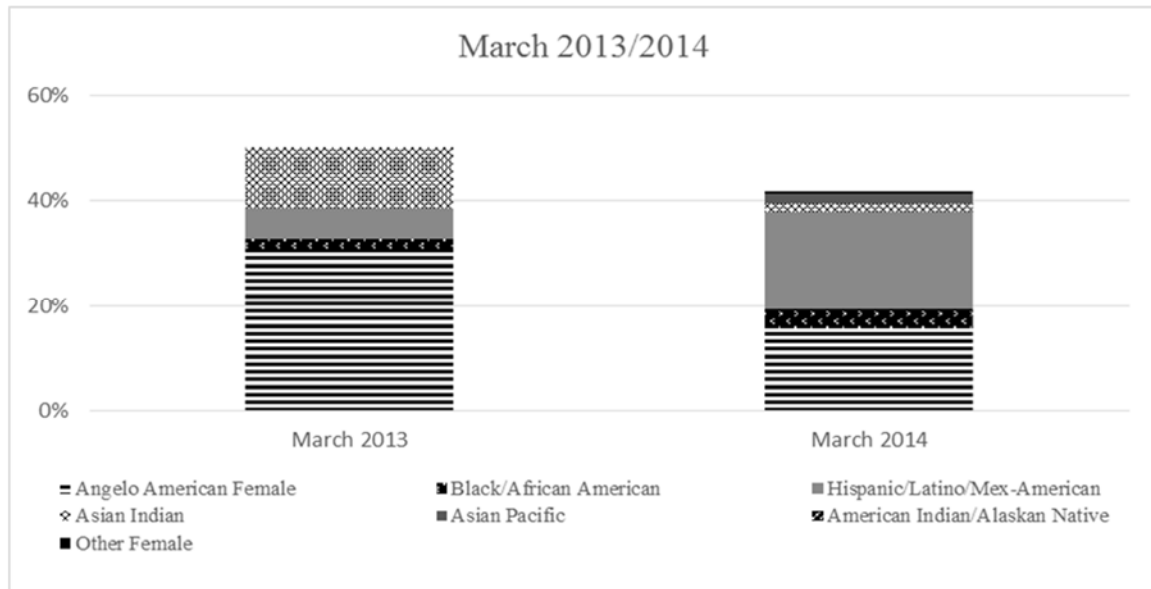
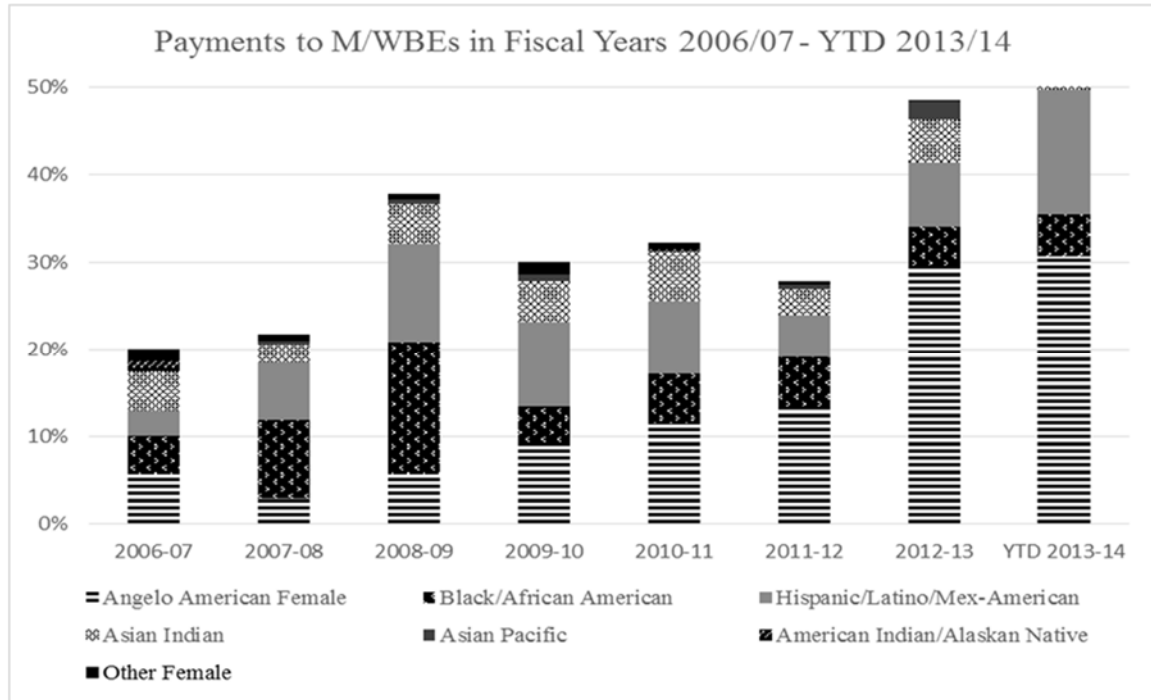
Original Contract Amount	\$81,000.00
Change Order Limit/Contingency	.00
Prior Change Order Total Amounts	.00
Net Increase this Change Order	.00
Revised Contract Amount	\$81,000.00

Board approved original award 01/07/2013. This is for EFC project #2, *Progress Report on Construction Projects*.

INFORMATIVE REPORT NO. 34

Payments for Goods and Services

This is an indicator report for the M/WBE participation provision in Policy BAA (LOCAL), which the Board of Trustees adopted on April 1, 2008. This report reflects the status as of March 31, 2014.



Comparison September 2013/2012 & October 2013/2012

<u>Ethnicity/ Gender</u>	<u>September 13</u>		<u>September 12</u>		<u>October 13</u>		<u>October 12</u>	
	<u>Amount</u>	<u>%</u>	<u>Amount</u>	<u>%</u>	<u>Amount</u>	<u>%</u>	<u>Amount</u>	<u>%</u>
American Indian/Alaskan Native	0	0.0	1,090	0.0	0	0.0	22	0.0
Black/African-American	56,470	1.9	79,264	2.5	143,594	5.6	148,340	6.8
Asian Indian	73,419	2.5	5,789	0.2	233,204	9.1	197,725	9.1
Anglo-American, Female	1,019,195	35.2	905,421	28.5	762,353	29.7	732,326	33.6
Asian Pacific	0	0.0	267,940	8.4	0	0.0	24,165	1.1
Hispanic/Latino/Mex-American	119,323	4.12	158,239	5.0	16,845	0.7	102,605	4.7
Other Female	0	0.0	8,900	0.3	1,419	0.1	1,655	0.1
Total M/WBE*	1,268,407	43.8	1,426,643	44.9	1,157,415	45.1	1,206,838	55.4
Not Classified	1,626,906	56.2	1,747,950	55.1	1,410,094	54.9	970,279	44.6
Subtotal: Discretionary Payments**	2,895,313	100.0	3,174,593	100.0	2,567,509	100.0	2,177,117	100.0
Non-discretionary Payments***	6,671,093		5,097,925		5,645,923		4,554,859	
Total Payments	9,566,406		8,272,518		8,213,432		6,731,976	

Comparison November 2013/2012 & December 2013/2012

<u>Ethnicity/ Gender</u>	<u>November 13</u>		<u>November 12</u>		<u>December 13</u>		<u>December 12</u>	
	<u>Amount</u>	<u>%</u>	<u>Amount</u>	<u>%</u>	<u>Amount</u>	<u>%</u>	<u>Amount</u>	<u>%</u>
American Indian/Alaskan Native	0	0.0	450	0.0	0	0.0	449	0.0
Black/African-American	98,419	4.4	194,628	7.4	140,925	5.4	182,817	7.6
Asian Indian	27,255	1.2	61,572	2.3	132,400	5.0	49,288	2.1
Anglo-American, Female	510,596	22.9	753,620	28.5	617,937	23.6	594,965	24.8
Asian Pacific	10,025	0.4	15,642	0.6	68,294	2.6	2,025	0.0
Hispanic/Latino/Mex-American	619,517	27.8	106,289	4.0	465,302	17.8	105,665	4.4
Other Female	2,453	0.1	4,864	0.2	0	0.0	5,780	0.3
Total M/WBE*	1,268,265	56.8	1,137,065	43.0	1,424,858	54.4	940,989	39.2
Not Classified	962,682	43.2	1,505,658	57.0	1,191,782	45.6	1,453,081	60.8
Subtotal: Discretionary Payments**	2,230,947	100.0	2,642,723	100.0	2,616,640	100.0	2,394,070	100.0
Non-discretionary Payments***	2,773,255		3,965,413		3,032,622		3,875,230	
Total Payments	5,004,202		6,608,136		5,649,262		6,269,300	

Comparison January 2014/2013 & February 2014/2013

<u>Ethnicity/ Gender</u>	<u>January 14</u>		<u>January 13</u>		<u>February 14</u>		<u>February 13</u>	
	<u>Amount</u>	<u>%</u>	<u>Amount</u>	<u>%</u>	<u>Amount</u>	<u>%</u>	<u>Amount</u>	<u>%</u>
American Indian/Alaskan Native	0	0.0	482	0.0	0	0.0	406	0.0
Black/African-American	63,036	2.9	121,969	5.4	94,851	3.9	91,935	3.5
Asian Indian	168,428	7.8	25	0.0	285,228	11.6	99,494	3.6
Anglo-American, Female	528,689	24.6	682,705	30.2	658,863	26.7	555,114	20.4
Asian Pacific	577	0.0	292,762	12.9	9,710	0.3	0	0.0
Hispanic/Latino/Mex-American	128,945	6.0	272,683	12.0	168,865	6.9	281,079	10.3
Other Female	650	0.0	1,862	0.0	227	0.0	2,195	0.0
Total M/WBE*	890,325	41.3	1,372,488	60.5	1,217,744	49.4	1,030,223	37.8
Not Classified	1,257,557	58.7	888,260	39.5	1,245,471	50.6	1,691,187	62.2
Subtotal: Discretionary Payments**	2,147,882	100.0	2,260,748	100.0	2,463,215	100.0	2,721,410	100.0
Non-discretionary Payments***	4,685,966		3,374,444		4,743,715		3,020,058	
Total Payments	6,833,848		5,635,192		7,206,930		5,741,468	

Comparison March 2014/2013 & April 2014/2013

Ethnicity/ Gender	March 14		March 13		April 14		April 13	
	Amount	%	Amount	%	Amount	%	Amount	%
American Indian/Alaskan Native	0	0.0	610	0.0			0	0.0
Black/African-American	123,266	3.9	36,019	2.0			33,886	1.4
Asian Indian	53,000	1.7	209,609	11.5			158,125	6.7
Anglo-American, Female	490,482	15.5	561,706	30.8			489,455	20.7
Asian Pacific	58,713	1.8	0	0.0			0	0.0
Hispanic/Latino/Mex-American	587,836	18.5	105,650	5.8			456,708	19.3
Other Female	13,350	0.4	0	0.0			16,072	0.7
Total M/WBE*	1,326,647	41.8	913,594	50.1			1,154,246	48.8
Not Classified	1,842,629	58.2	908,076	49.9			1,206,741	51.2
Subtotal: Discretionary Payments**	3,169,276	100.0	1,821,670	100.0			2,360,987	100.0
Non-discretionary Payments***	2,772,302		2,613,629				4,008,912	
Total Payments	5,941,578		4,435,299				6,369,899	

Payments to M/WBEs in Fiscal Years 2006/07 – YTD 2013/14

	2006-07	2007-08	2008-09	2009-10	2010-11	2011-12	2012-13	YTD 2013-14
American Indian/ Alaskan Native	1,098,580	293,244	304,324	174,963	68,700	5,035	3,508	0
Black/African- American	3,125,284	14,934,516	40,748,128	6,337,986	2,226,472	1,713,403	1,220,755	720,561
Asian Indian	3,170,023	3,494,574	12,392,237	6,947,151	2,182,683	894,220	1,387,712	972,934
Anglo-American, Female	3,902,023	4,893,713	14,952,024	13,742,587	4,357,927	3,955,610	8,371,452	4,588,115
Asian Pacific	26,035	656,552	1,099,847	1,184,614	51,686	144,634	603,202	147,319
Hispanic/Latino/ Mex-American	1,993,010	11,019,093	30,260,832	14,711,676	3,145,868	1,401,039	2,048,958	2,106,634
Other Female	695,800	940,788	1,545,232	1,989,424	304,974	98,602	48,794	18,099
HUB	N/A	N/A	N/A	N/A	N/A	N/A	NA	NA
Total paid to M/WBEs	14,010,755	36,232,480	101,302,624	45,088,401	12,338,310	8,212,543	13,684,381	8,553,662
% of all payments	20.07%	21.69%	37.87%	30.10%	32.33%	27.8%	48.6%	47.4%

Note: Effective September 1, 2004, sources for ascertaining certification were expanded from only NCTRCA to include HUB-State of Texas, DFWMBDC, and WBC - Southwest.

Footnotes:

- * The M/WBE % is a percentage of the total Discretionary Payments.
- ** Discretionary Payments are for purchases of goods and/or services wherein the DCCCD has purchasing choice of vendor, such as construction, computers, supplies, paper products, etc.
- *** Non-Discretionary Payments are for purchases of goods and/or services wherein the DCCCD has no choice of vendor, i.e., water, tax collection service, property tax appraisal services, conference registrations, memberships, etc.

INFORMATIVE REPORT NO. 35

PROGRESS REPORT ON CONSTRUCTION PROJECTS
 Status Report as of March 31, 2014

PROJECTS		DESIGN										CONSTRUCTION							
		Board Review	A & E Selection	Feasibility Study	Programming	Concept Review	Schematic Rev	30%	65%	95%	100%	Bidding	Board Approval	Construction Start	30%	65%	95%	100%	Final Completion
	BHC																		
1	Police Communication system																		
2	ADA upgrades																		
	Parking lot improvements E1 & E2																		
3																			
4	Spillway @ Farmers Branch Creek North																		
5	Parking lot improvements W1/ W2																		
6	Replace storefronts campus wide																		
	CVC																		
1	Update fire sprinkler systems bldgs. D, E, F, G (Hold)																		
2	Solar digital sign																		
3	Beautification Lancaster Road																		
4	ADA upgrades																		
5	Fire alarm upgrade																		
6	Biological Preserve																		
7	Feasibility study L building																		
8	Upgrade bleachers																		
9	Upgrade Bldg. B AHU 2nd floor																		
10	Electrical panel L113 E.																		
11	Replace boiler burners																		
12	Replace courtyard lights																		
13	Electric sub meters																		
14	Performance Hall lighting																		
15	Repair storm drainage, front & rear of Bldg. L																		
16	Repair asphalt entrance & road to gym w/concrete																		
17	Replace concrete steps @ lake																		
18	Repair road, front entrance @ Y bldg.																		
19	Replace basketball backboards																		
20	Improve stair/steps @ Performance Hall																		
21	Redesign of Continuing ED lobby																		
	DO																		
1	Dock lift (Hold)																		
2	Relocate AMT personnel																		
3	Upgrade CHW system																		
	DSC/D-W																		
1	Feasibility study (IT environment upgrades) administrative cabling infrastructure																		
2	DSC & 1601 ADA upgrades																		
3	EFC S, RLC G, & LeCroy ADA upgrades																		
4	Asbestos/Environmental services D-W																		
5	Replace lobby/corridor can lights																		

PROGRESS REPORT ON CONSTRUCTION PROJECTS
Status Report as of March 31, 2014

PROJECTS		DESIGN										CONSTRUCTION							
		Board Review	A & E Selection	Feasibility Study	Programming	Concept Review	Schematic Rev	30%	65%	95%	100%	Bidding	Board Approval	Construction Start	30%	65%	95%	100%	Final Completion
	█ Project Status																		
6	Replace ceiling tile @ lobby/corridor																		
7	Remove planter, upgrade furniture																		
8	Replace front doors East & West Bldg.																		
9	Storage building of west parking lot																		
10	Replace exterior signage																		
	ECC																		
1	Installation 21 wind turbines																		
2	Central plant upgrades																		
3	ADA upgrades																		
4	Expansion welding lab exhaust system @ BJP																		
5	Elevator modernizations units 1-4																		
6	ADA upgrades: Paramount, BJP, ECC R & West																		
7	Replace 2-600 ton cooling towers bldg. C																		
8	Food service ventilation																		
9	Replace electrical panel, bldg. C																		
10	Replace elevator controls, Paramount																		
11	Modernization of elevators 1-4, Paramount																		
12	Replace 2 HW pumps @ BJP																		
13	Replace central plant pipe insulation @ BJP																		
14	Upgrade industrial/machine area @ BJP																		
15	Remove/insulate louvers																		
16	Repaint brick shelf, seal on Main & Elm																		
17	Replace ceiling thru out 3 rd floor garage @ BJP																		
18	Replace window blinds w/shades @ BJP																		
19	Seal garage top floor @ BJP																		
20	Replace concrete walk @ Market St.																		
	EFC																		
1	Exterior way finding																		
2	Renovate C301 Science Lab																		
3	Irrigation improvements																		
4	Structural improvement to pool																		
5	Erosion control/Sunderman Dr. (Hold)																		
6	Parking lot improvement E2B, E3, E4, E5, W1, W5, W6																		
7	Graphic snapshot of campus																		
8	Master plan																		
9	C-W waterproofing & drainage																		
10	Replace 600T chiller																		

PROGRESS REPORT ON CONSTRUCTION PROJECTS
Status Report as of March 31, 2014

PROJECTS		DESIGN										CONSTRUCTION							
		Board Review	A & E Selection	Feasibility Study	Programming	Concept Review	Schematic Rev	30%	65%	95%	100%	Bidding	Board Approval	Construction Start	30%	65%	95%	100%	Final Completion
11	Upgrade electronic door locking system																		
12	Replace pool piping																		
13	Master planning																		
14	Replace access doors/ladders Performance Hall																		
15	Renovate bldg. C testing center																		
	MVC																		
	Replace west campus S. S. line (Utility relocate)																		
1	ADA upgrades																		
2	Feasibility study classroom W171-W168																		
3	SW parking lot improvement																		
4	Concrete base for solar lights																		
5	Repair roofs bldgs. C, D, E, F																		
6	Replace existing S. pond w/retention pond & concrete																		
7	Replace roof @ bldgs. H & J																		
8	Replace exterior doors and hardware																		
9	NLC																		
	Structural analysis all parking lots' lights																		
1	North Campus improvements																		
2	Electrical distribution maintenance																		
3	Interior signage																		
4	ADA upgrades																		
5	NLC S/N/DFW ADA upgrades																		
6	Roof replacement campus-wide																		
7	Structural repairs natatorium																		
8	Geotech study @ Bldg. A																		
9	Fire sprinkler upgrade																		
10	Rehab 6 AHU's																		
11	Repair 1 st lake slope failure behind T bldg.																		
12	Repair light pole base phase II																		
13	Renovate restrooms @ pool																		
14	RLC																		
	Traffic improvement @ East entrance																		
1	Replace two emergency generators																		
2	CCTV Fannin/El Paso Halls card access all classrooms																		
3	ADA upgrades																		
4	AHU analysis Sabine Hall																		
5	AHU replacement Performance Hall																		
6	Fence & lighting																		
7	Handicap parking																		
8	Replace call boxes (Hold)																		
9	Fill-in swimming pool																		
10	Renovate locker & dressing room																		
11																			

PROGRESS REPORT ON CONSTRUCTION PROJECTS
Status Report as of March 31, 2014

PROJECTS		DESIGN										CONSTRUCTION							
		Board Review	A & E Selection	Feasibility Study	Programming	Concept Review	Schematic Rev	30%	65%	95%	100%	Bidding	Board Approval	Construction Start	30%	65%	95%	100%	Final Completion
12	Fire alarm upgrade																		
13	Replace fuel storage tanks																		
14	LED panels video/Garland																		
15	Replace existing marquee sign w/ LED display																		
16	Replace heat exchangers 3 each																		
17	Upgrade VAV controls to DDC																		
18	Upgrade elevators emergency communications, 6 each																		
19	Master planning																		
20	Replace parking lots C, D, E, w/concrete																		
21	Replace receiving entrance & receiving area																		
22	Replace gasket material in windows/hallways																		
	LCET																		
1	Server room upgrade																		
2	AHU renovation																		
3	Repair/resend parapet walls & caps																		
4	Exterior signage																		

FACILITIES HOLD PROJECTS

1. Dock lift (DO) is pending due to construction funding
2. Update fire sprinkler systems bldgs. D, E, F, G (CVC) is pending due to change of scope and additional funding
3. Erosion control/Sunderman Dr. (EFC) is pending due to construction funding
4. Replace call boxes (RLC) is pending due to construction funding

FACILITIES COMPLETED PROJECTS
LAST REPORT TO APPEAR

None

INFORMATIVE REPORT NO. 36

M/WBE Participation of Maintenance and SAR Projects Report

The status of M/WBE Participation as of March 31, 2014 for Maintenance and SAR projects assigned to contracted construction program managers.

Maintenance and SAR Projects - as of March 31, 2014

Definitions:

- Total Estimated Cost: The total estimated dollars assigned to this project.
- Total Revised Dollars: The total dollars assigned to this project if the cost exceeds the total estimated cost.
- Dollars Allocated: The dollars currently assigned for work.
- Non-M/WBE Dollars: The amount of dollars currently awarded to non-M/WBEs.
- Non-M/WBE Percentage: The percentage of dollars currently awarded to non-M/WBEs.
- M/WBE Dollars: The amount of dollars currently awarded to M/WBEs.
- M/WBE Percentage: The percentage of dollars currently awarded to M/WBEs.

Notes:

Rounding has been made to nearest dollar.

Location	Project	Total Estimated Dollars	Total Revised Dollars	Dollars Allocated	Non-M/WBE Dollars	Non-M/WBE %	M/WBE Dollars	M/WBE %
BHC Maintenance Projects								
	BHC ADA Upgrades	\$92,035	\$1,074,925					
	Architect			\$102,689	\$0	0%	\$102,689	100%
	Construction			\$860,920	\$860,920	100%	\$0	0%
	Construction Manager			\$39,444	\$0	0%	\$39,444	100%
	Misc. Consulting Services			\$510	\$0	0%	\$510	0%
	Parking Lot Improvements E1 & E2	\$127,330	\$258,510					
	Architect			\$205,980	\$0	0%	\$205,980	100%
	Construction			\$0	\$0	0%	\$0	0%
	Construction Manager			\$52,530	\$52,530	100%	\$0	0%
	Misc. Consulting Services			\$0	\$0	0%	\$0	0%
	Parking Lot Improvements W1 & W2	\$233,230	\$263,680					
	Architect			\$201,880	\$52,080	26%	\$149,800	74%
	Construction			\$0	\$0	0%	\$0	0%
	Construction Manager			\$61,800	\$61,800	100%	\$0	0%
	Misc. Consulting Services			\$0	\$0	0%	\$0	0%
	Replace Storefronts Campus Wide	\$14,980	\$0					
	Architect			\$14,980	\$14,980	100%	\$0	0%
	Construction			\$0	\$0	0%	\$0	0%
	Construction Manager			\$0	\$0	0%	\$0	0%
	Misc. Consulting Services			\$0	\$0	0%	\$0	0%
	BHC Maintenance Projects Subtotal	\$467,575	\$1,597,115	\$1,540,733	\$1,042,310	68%	\$498,423	32%
BHC SAR Projects								
	Police Communication System	\$1,214,286	\$0					
	Architect			\$190,035	\$190,035	100%	\$0	0%
	Construction			\$570,686	\$0	0%	\$570,686	100%
	Construction Manager			\$0	\$0	0%	\$0	0%
	Misc. Consulting Services			\$286,176	\$19,200	7%	\$266,976	93%
	Spillway at Farmers Branch Creek North	\$27,343	\$0					
	Architect			\$27,343	\$27,343	100%	\$0	0%
	Construction			\$0	\$0	0%	\$0	0%
	Construction Manager			\$0	\$0	0%	\$0	0%
	Misc. Consulting Services			\$0	\$0	0%	\$0	0%
	BHC SAR Projects Subtotal	\$1,241,629	\$0	\$1,074,240	\$236,578	22%	\$837,662	78%
	BHC Projects Total	\$1,709,204	\$1,597,115	\$2,614,973	\$1,278,888	49%	\$1,336,085	51%

Location	Project	Total Estimated Dollars	Total Revised Dollars	Dollars Allocated	Non-M/WBE Dollars	Non-M/WBE %	M/WBE Dollars	M/WBE %
CVC Maintenance Projects								
	Update Sprinkler Systems - Bldgs D, E, F and G	\$1,144,503	\$0					
	Architect			\$77,522	\$77,522	100%	\$0	0%
	Construction			\$0	\$0	0%	\$0	0%
	Construction Manager			\$31,982	\$0	0%	\$31,982	100%
	Misc. Consulting Services			\$13	\$13	100%	\$0	0%
	CVC ADA Upgrades	\$39,066	\$283,388					
	Architect			\$39,066	\$39,066	100%	\$0	0%
	Construction			\$227,329	\$227,329	100%	\$0	0%
	Construction Manager			\$16,743	\$16,743	100%	\$0	0%
	Misc. Consulting Services			\$250	\$250	100%	\$0	0%
	Fire Alarm Upgrade	\$67,410	\$0					
	Architect			\$67,410	\$67,410	100%	\$0	0%
	Construction			\$0	\$0	0%	\$0	0%
	Construction Manager			\$0	\$0	0%	\$0	0%
	Misc. Consulting Services			\$0	\$0	0%	\$0	0%
	Repair Storm Drainage Front & Rear of Bldg. L	\$28,566	\$29,534					
	Architect			\$21,191	\$0	0%	\$21,191	100%
	Construction			\$0	\$0	0%	\$0	0%
	Construction Manager			\$8,343	\$8,343	100%	\$0	0%
	Misc. Consulting Services			\$0	\$0	0%	\$0	0%
	Repair Asphalt Entrance & Road to Gym with Concrete	\$52,900	\$59,119					
	Architect			\$43,669	\$0	0%	\$43,669	100%
	Construction			\$0	\$0	0%	\$0	0%
	Construction Manager			\$15,450	\$15,450	100%	\$0	0%
	Misc. Consulting Services			\$0	\$0	0%	\$0	0%
	Replace Concrete Steps at Lake	\$10,580	\$11,824					
	Architect			\$8,734	\$0	0%	\$8,734	100%
	Construction			\$0	\$0	0%	\$0	0%
	Construction Manager			\$3,090	\$3,090	100%	\$0	0%
	Misc. Consulting Services			\$0	\$0	0%	\$0	0%
	Repair Road Front Entrance at Y Bldg.	\$10,580	\$11,824					
	Architect			\$8,734	\$0	0%	\$8,734	100%
	Construction			\$0	\$0	0%	\$0	0%
	Construction Manager			\$3,090	\$3,090	100%	\$0	0%
	Misc. Consulting Services			\$0	\$0	0%	\$0	0%
	Repair Concrete Steps at Lake	\$7,490	\$0					
	Architect			\$7,490	\$7,490	100%	\$0	0%
	Construction			\$0	\$0	0%	\$0	0%
	Construction Manager			\$0	\$0	0%	\$0	0%
	Misc. Consulting Services			\$0	\$0	0%	\$0	0%
	Repair Concrete Steps at Lake	\$5,992	\$0					
	Architect			\$5,992	\$5,992	100%	\$0	0%
	Construction			\$0	\$0	0%	\$0	0%
	Construction Manager			\$0	\$0	0%	\$0	0%
	Misc. Consulting Services			\$0	\$0	0%	\$0	0%
	Improve Stairs/Steps at Performance Hall	\$3,745	\$0					
	Architect			\$3,745	\$3,745	100%	\$0	0%
	Construction			\$0	\$0	0%	\$0	0%
	Construction Manager			\$0	\$0	0%	\$0	0%
	Misc. Consulting Services			\$0	\$0	0%	\$0	0%
	CVC Maintenance Projects Subtotal	\$1,370,832	\$395,689	\$589,843	\$475,533	81%	\$114,310	19%

Location	Project	Total Estimated Dollars	Total Revised Dollars	Dollars Allocated	Non-M/WBE Dollars	Non-M/WBE %	M/WBE Dollars	M/WBE %
CVC SAR Projects								
	Solar Digital Sign	\$25,000	\$198,667					
	Architect			\$30,542	\$30,542	100%	\$0	0%
	Construction			\$168,125	\$168,125	100%	\$0	0%
	Construction Manager			\$0	\$0	0%	\$0	0%
	Misc. Consulting Services			\$0	\$0	0%	\$0	0%
	Biological Preserve	\$15,435	\$0					
	Architect			\$15,435	\$15,435	100%	\$0	0%
	Construction			\$0	\$0	0%	\$0	0%
	Construction Manager			\$0	\$0	0%	\$0	0%
	Misc. Consulting Services			\$0	\$0	0%	\$0	0%
	Upgrade Bleachers	\$10,336	\$12,981					
	Architect			\$12,981	\$0	0%	\$12,981	100%
	Construction			\$0	\$0	0%	\$0	0%
	Construction Manager			\$0	\$0	0%	\$0	0%
	Misc. Consulting Services			\$0	\$0	0%	\$0	0%
	Feasibility Study L Building	\$26,750	\$0					
	Architect			\$26,750	\$26,750	100%	\$0	0%
	Construction			\$0	\$0	0%	\$0	0%
	Construction Manager			\$0	\$0	0%	\$0	0%
	Misc. Consulting Services			\$0	\$0	0%	\$0	0%
	Upgrade Bldg. B AHU 2nd Floor	\$16,960	\$0					
	Architect			\$16,960	\$16,960	100%	\$0	0%
	Construction			\$0	\$0	0%	\$0	0%
	Construction Manager			\$0	\$0	0%	\$0	0%
	Misc. Consulting Services			\$0	\$0	0%	\$0	0%
	Electrical Panel L113 E.	\$3,157	\$0					
	Architect			\$3,157	\$3,157	100%	\$0	0%
	Construction			\$0	\$0	0%	\$0	0%
	Construction Manager			\$0	\$0	0%	\$0	0%
	Misc. Consulting Services			\$0	\$0	0%	\$0	0%
	Electrical Sub Meter	\$53,450	\$0					
	Architect			\$0	\$0	0%	\$0	0%
	Construction			\$53,450	\$53,450	100%	\$0	0%
	Construction Manager			\$0	\$0	0%	\$0	0%
	Misc. Consulting Services			\$0	\$0	0%	\$0	0%
	Redesign of Pole Light	\$9,951	\$0					
	Architect			\$9,951	\$0	0%	\$9,951	100%
	Construction			\$0	\$0	0%	\$0	0%
	Construction Manager			\$0	\$0	0%	\$0	0%
	Misc. Consulting Services			\$0	\$0	0%	\$0	0%
	CVC SAR Projects Subtotal	\$161,039	\$211,648	\$337,351	\$314,419	93%	\$22,932	7%
	CVC Projects Total	\$1,531,871	\$607,337	\$927,194	\$789,952	85%	\$137,242	15%

Location	Project	Total Estimated Dollars	Total Revised Dollars	Dollars Allocated	Non-M/WBE Dollars	Non-M/WBE %	M/WBE Dollars	M/WBE %
EFC Maintenance Projects								
	EFC ADA Upgrades	\$105,101	\$1,057,267					
	Architect			\$125,617	\$105,540	84%	\$20,077	16%
	Construction			\$879,121	\$879,121	100%	\$0	0%
	Construction Manager			\$45,043	\$0	0%	\$45,043	100%
	Misc. Consulting Services			\$280	\$0	0%	\$280	100%
	Parking Lot Improvement E2B, E3, E5, W1, W5, W6	\$247,170	\$466,205					
	Architect			\$364,235	\$279,170	77%	\$85,065	23%
	Construction			\$0	\$0	0%	\$0	0%
	Construction Manager			\$101,970	\$101,970	100%	\$0	0%
	Misc. Consulting Services			\$0	\$0	0%	\$0	0%
	Replace 600 T Chiller	\$59,920	\$0					
	Architect			\$59,920	\$59,920	100%	\$0	0%
	Construction			\$0	\$0	0%	\$0	0%
	Construction Manager			\$0	\$0	0%	\$0	0%
	Misc. Consulting Services			\$0	\$0	0%	\$0	0%
	Replace Pool Piping	\$26,215	\$0					
	Architect			\$26,215	\$26,215	100%	\$0	0%
	Construction			\$0	\$0	0%	\$0	0%
	Construction Manager			\$0	\$0	0%	\$0	0%
	Misc. Consulting Services			\$0	\$0	0%	\$0	0%
	EFC Maintenance Projects Subtotal	\$438,406	\$1,523,472	\$1,602,401	\$1,451,936	91%	\$150,465	9%
EFC SAR Projects								
	Graphic Snapshot of Existing Campus	\$14,980	\$0					
	Architect			\$14,980	\$14,980	100%	\$0	0%
	Construction			\$0	\$0	0%	\$0	0%
	Construction Manager			\$0	\$0	0%	\$0	0%
	Misc. Consulting Services			\$0	\$0	0%	\$0	0%
	Renovate Science Labs C301	\$10,914	\$92,096					
	Architect			\$10,914	\$0	0%	\$10,914	100%
	Construction			\$81,000	\$81,000	100%	\$0	0%
	Construction Manager			\$0	\$0	0%	\$0	0%
	Misc. Consulting Services			\$182	\$182	100%	\$0	0%
	Erosion Control/Sunderman Dr.	\$20,000	\$0					
	Architect			\$12,305	\$12,305	100%	\$0	0%
	Construction			\$0	\$0	0%	\$0	0%
	Construction Manager			\$0	\$0	0%	\$0	0%
	Misc. Consulting Services			\$0	\$0	0%	\$0	0%
	Structural Improvement to Pool	\$8,369	\$64,614					
	Architect			\$8,369	\$8,369	100%	\$0	0%
	Construction			\$56,245	\$56,245	100%	\$0	0%
	Construction Manager			\$0	\$0	0%	\$0	0%
	Misc. Consulting Services			\$0	\$0	0%	\$0	0%
	Irrigation Improvements	\$22,712	\$22,822					
	Architect			\$22,712	\$0	0%	\$22,712	100%
	Construction			\$0	\$0	0%	\$0	0%
	Construction Manager			\$0	\$0	0%	\$0	0%
	Misc. Consulting Services			\$110	\$0	0%	\$110	100%

Location	Project	Total Estimated Dollars	Total Revised Dollars	Dollars Allocated	Non-M/WBE Dollars	Non-M/WBE %	M/WBE Dollars	M/WBE %
EFC SAR Projects (con't)	Exterior Wayfinding	\$13,000	\$0					
	Architect			\$9,737	\$9,737	100%	\$0	0%
	Construction			\$0	\$0	0%	\$0	0%
	Construction Manager			\$0	\$0	0%	\$0	0%
	Misc. Consulting Services			\$0	\$0	0%	\$0	0%
	C-W Waterproofing and Drainage	\$29,000	\$53,383					
	Architect			\$53,383	\$53,383	100%	\$0	0%
	Construction			\$0	\$0	0%	\$0	0%
	Construction Manager			\$0	\$0	0%	\$0	0%
	Misc. Consulting Services			\$0	\$0	0%	\$0	0%
	EFC SAR Projects Subtotal	\$118,975	\$232,915	\$269,937	\$236,201	88%	\$33,736	12%
	EFC Projects Total	\$557,381	\$1,756,387	\$1,872,338	\$1,688,137	90%	\$184,201	10%

Location	Project	Total Estimated Dollars	Total Revised Dollars	Dollars Allocated	Non-M/WBE Dollars	Non-M/WBE %	M/WBE Dollars	M/WBE %
ECC Maintenance Projects	ECC R, ECC W, ECC Paramount, & BJP ADA Upgrades	\$54,271	\$79,526					
	Architect			\$55,644	\$0	0%	\$55,644	100%
	Construction			\$0	\$0	0%	\$0	0%
	Construction Manager			\$23,259	\$0	0%	\$23,259	100%
	Misc. Consulting Services			\$623	\$0	0%	\$623	100%
	ECC ADA Upgrades	\$74,891	\$394,208					
	Architect			\$74,891	\$0	0%	\$74,891	100%
	Construction			\$286,777	\$286,777	100%	\$0	0%
	Construction Manager			\$32,096	\$0	0%	\$32,096	100%
	Misc. Consulting Services			\$444	\$0	0%	\$444	100%
	Elevator Modernization Units 1-4	\$486,145	\$0					
	Architect			\$0	\$0	0%	\$0	0%
	Construction			\$486,145	\$486,145	100%	\$0	0%
	Construction Manager			\$0	\$0	0%	\$0	0%
	Misc. Consulting Services			\$0	\$0	0%	\$0	0%
	Elevator Modernization Units 5-7	\$30,335	\$465,063					
	Architect			\$70,781	\$70,781	100%	\$0	0%
	Construction			\$394,282	\$394,282	100%	\$0	0%
	Construction Manager			\$0	\$0	0%	\$0	0%
	Misc. Consulting Services			\$0	\$0	0%	\$0	0%
	Replace Concrete Walk at Market St.	\$2,646	\$2,948					
	Architect			\$2,175	\$0	0%	\$2,175	100%
	Construction			\$0	\$0	0%	\$0	0%
	Construction Manager			\$773	\$773	100%	\$0	0%
Misc. Consulting Services			\$0	\$0	0%	\$0	0%	
Seal Garage Top Floor at BJP	\$3,361	\$8,818						
Architect			\$6,566	\$6,566	100%	\$0	0%	
Construction			\$0	\$0	0%	\$0	0%	
Construction Manager			\$2,252	\$2,252	100%	\$0	0%	
Misc. Consulting Services			\$0	\$0	0%	\$0	0%	
Replace Electrical Panel Bldg. C	\$7,490	\$0						
Architect			\$7,490	\$7,490	100%	\$0	0%	
Construction			\$0	\$0	0%	\$0	0%	
Construction Manager			\$0	\$0	0%	\$0	0%	
Misc. Consulting Services			\$0	\$0	0%	\$0	0%	

Location	Project	Total Estimated Dollars	Total Revised Dollars	Dollars Allocated	Non-M/WBE Dollars	Non-M/WBE %	M/WBE Dollars	M/WBE %
ECC Maintenance Projects (con't)								
	Food Service Ventilation	\$22,470	\$0					
	Architect			\$22,470	\$22,470	100%	\$0	0%
	Construction			\$0	\$0	0%	\$0	0%
	Construction Manager			\$0	\$0	0%	\$0	0%
	Misc. Consulting Services			\$0	\$0	0%	\$0	0%
	Replace 2 HW Pumps	\$1,873	\$0					
	Architect			\$1,873	\$1,873	100%	\$0	0%
	Construction			\$0	\$0	0%	\$0	0%
	Construction Manager			\$0	\$0	0%	\$0	0%
	Misc. Consulting Services			\$0	\$0	0%	\$0	0%
	Replace Central Plant Pipe Insulation at BJP	\$1,873	\$0					
	Architect			\$1,873	\$1,873	100%	\$0	0%
	Construction			\$0	\$0	0%	\$0	0%
	Construction Manager			\$0	\$0	0%	\$0	0%
	Misc. Consulting Services			\$0	\$0	0%	\$0	0%
	Remove Insulate Louvers	\$15,280	\$0					
	Architect			\$15,280	\$15,280	100%	\$0	0%
	Construction			\$0	\$0	0%	\$0	0%
	Construction Manager			\$0	\$0	0%	\$0	0%
	Misc. Consulting Services			\$0	\$0	0%	\$0	0%
	Replace Brick Shelf, Seal on Main & Elm	\$1,873	\$0					
	Architect			\$1,873	\$1,873	100%	\$0	0%
	Construction			\$0	\$0	0%	\$0	0%
	Construction Manager			\$0	\$0	0%	\$0	0%
	Misc. Consulting Services			\$0	\$0	0%	\$0	0%
	Replace Ceiling Thru out 3rd Floor Garage @ BJP	\$10,636	\$0					
	Architect			\$10,636	\$10,636	100%	\$0	0%
	Construction			\$0	\$0	0%	\$0	0%
	Construction Manager			\$0	\$0	0%	\$0	0%
	Misc. Consulting Services			\$0	\$0	0%	\$0	0%
	Replace Window Blinds w/Shades @ BJP	\$22,470	\$0					
	Architect			\$22,470	\$22,470	100%	\$0	0%
	Construction			\$0	\$0	0%	\$0	0%
	Construction Manager			\$0	\$0	0%	\$0	0%
	Misc. Consulting Services			\$0	\$0	0%	\$0	0%
	ECC Maintenance Projects Subtotal	\$735,614	\$950,563	\$1,520,673	\$1,331,541	88%	\$189,132	12%
ECC SAR Projects								
	Central Plant Upgrades	\$39,204	\$87,154					
	Architect/Engineer			\$39,204	\$39,204	100%	\$0	0%
	Construction			\$47,950	\$47,950	100%	\$0	0%
	Construction Manager			\$0	\$0	0%	\$0	0%
	Misc. Consulting Services			\$0	\$0	0%	\$0	0%
	Replace two 600 ton Cooling Towers, Bldg. C Roof	\$27,550	\$0					
	Architect/Engineer			\$27,550	\$0	0%	\$27,550	100%
	Construction			\$0	\$0	0%	\$0	0%
	Construction Manager			\$0	\$0	0%	\$0	0%
	Misc. Consulting Services			\$0	\$0	0%	\$0	0%

Location	Project	Total Estimated Dollars	Total Revised Dollars	Dollars Allocated	Non-M/WBE Dollars	Non-M/WBE %	M/WBE Dollars	M/WBE %
ECC SAR Projects (con't)	Installation 21 Wind Turbines	\$5,885	\$238,776					
	Architect/Engineer			\$16,885	\$16,885	100%	\$0	0%
	Construction			\$221,891	\$221,891	100%	\$0	0%
	Construction Manager			\$0	\$0	0%	\$0	0%
	Misc. Consulting Services			\$0	\$0	0%	\$0	0%
	Expansion Welding Lab Exhaust System @ BJP	\$21,347	\$234,632					
	Architect/Engineer			\$21,347	\$21,347	100%	\$0	0%
	Construction			\$213,285	\$213,285	100%	\$0	0%
	Construction Manager			\$0	\$0	0%	\$0	0%
	Misc. Consulting Services			\$0	\$0	0%	\$0	0%
	ECC SAR Project Subtotal	\$93,986	\$560,562	\$588,112	\$560,562	95%	\$27,550	5%
	ECC Projects Total	\$829,600	\$1,511,125	\$2,108,785	\$1,892,103	90%	\$216,682	10%

Location	Project	Total Estimated Dollars	Total Revised Dollars	Dollars Allocated	Non-M/WBE Dollars	Non-M/WBE %	M/WBE Dollars	M/WBE %
MVC Maintenance Projects	MVC ADA Upgrades	\$54,503	\$961,446					
	Architect/Engineer			\$68,753	\$8,800	13%	\$59,953	87%
	Construction			\$802,190	\$729,000	91%	\$73,190	9%
	Construction Manager			\$23,358	\$23,358	100%	\$0	0%
	Misc. Consulting Services			\$397	\$0	0%	\$397	100%
	SW Parking Lot Improvement	\$89,880	\$155,210					
	Architect/Engineer			\$118,130	\$19,260	16%	\$98,870	84%
	Construction			\$0	\$0	0%	\$0	0%
	Construction Manager			\$37,080	\$0	0%	\$37,080	100%
	Misc. Consulting Services			\$0	\$0	0%	\$0	0%
	Repair Roofs Buildings C, D, E, & F	\$14,530	\$38,124					
	Architect/Engineer			\$28,390	\$28,390	100%	\$0	0%
	Construction			\$0	\$0	0%	\$0	0%
	Construction Manager			\$9,734	\$9,734	100%	\$0	0%
	Misc. Consulting Services			\$0	\$0	0%	\$0	0%
	Replace Existing South Pond W/Retention Pond & Concrete	\$19,373	\$56,326					
	Architect/Engineer			\$43,348	\$37,853	87%	\$5,495	13%
	Construction			\$0	\$0	0%	\$0	0%
	Construction Manager			\$12,978	\$12,978	100%	\$0	0%
	Misc. Consulting Services			\$0	\$0	0%	\$0	0%
	Replace Roof at Bldgs. H & J	\$29,981	\$78,666					
	Architect/Engineer			\$58,581	\$58,581	100%	\$0	0%
	Construction			\$0	\$0	0%	\$0	0%
	Construction Manager			\$20,085	\$20,085	100%	\$0	0%
	Misc. Consulting Services			\$0	\$0	0%	\$0	0%
	Replace West Campus Sanitary Sewer Line	\$24,515	\$0					
	Architect/Engineer			\$22,352	\$22,352	100%	\$0	0%
Construction			\$0	\$0	0%	\$0	0%	
Construction Manager			\$2,163	\$2,163	100%	\$0	0%	
Misc. Consulting Services			\$0	\$0	0%	\$0	0%	
Replace Exterior Doors and Hardware	\$11,610	\$0						
Architect/Engineer			\$11,610	\$11,610	100%	\$0	0%	
Construction			\$0	\$0	0%	\$0	0%	
Construction Manager			\$0	\$0	0%	\$0	0%	
Misc. Consulting Services			\$0	\$0	0%	\$0	0%	
MVC Maintenance Project Subtotal	\$244,392	\$1,289,772	\$1,259,149	\$984,164	78%	\$274,985	22%	

Location	Project	Total Estimated Dollars	Total Revised Dollars	Dollars Allocated	Non-M/WBE Dollars	Non-M/WBE %	M/WBE Dollars	M/WBE %
MVC SAR Projects	15 Concrete Bases for East Solar Road Lights	\$8,025	\$0					
	Architect			\$8,025	\$0	0%	\$8,025	100%
	Construction			\$0	\$0	0%	\$0	0%
	Construction Manager			\$0	\$0	0%	\$0	0%
	Misc. Consulting Services			\$0	\$0	0%	\$0	0%
	Feasibility Study Classroom @ W171 - W168	\$7,490	\$0					
	Architect			\$7,490	\$0	0%	\$7,490	100%
	Construction			\$0	\$0	0%	\$0	0%
	Construction Manager			\$0	\$0	0%	\$0	0%
	Misc. Consulting Services			\$0	\$0	0%	\$0	0%
	MVC SAR Projects	\$15,515	\$0	\$15,515	\$0	0%	\$15,515	100%
	MVC Projects Total	\$259,907	\$1,289,772	\$1,274,664	\$984,164	77%	\$290,500	23%

Location	Project	Total Estimated Dollars	Total Revised Dollars	Dollars Allocated	Non-M/WBE Dollars	Non-M/WBE %	M/WBE Dollars	M/WBE %
NLC Maintenance Projects	NLC N, NLC S & NLC DFW ADA Upgrades	\$17,084	\$109,994					
	Architect/Engineer			\$24,193	\$17,084	71%	\$7,109	29%
	Construction			\$85,621	\$85,621	100%	\$0	0%
	Construction Manager			\$0	\$0	0%	\$0	0%
	Misc. Consulting Services			\$180	\$180	100%	\$0	0%
	NLC ADA Upgrades	\$116,680	\$820,239					
	Architect/Engineer			\$160,848	\$159,530	99%	\$1,318	1%
	Construction			\$608,894	\$608,894	100%	\$0	0%
	Construction Manager			\$50,006	\$50,006	100%	\$0	0%
	Misc. Consulting Services			\$491	\$491	100%	\$0	0%
	Fire Sprinkler Upgrade	\$245,298	\$0					
	Architect/Engineer			\$245,298	\$0	0%	\$245,298	100%
	Construction			\$0	\$0	0%	\$0	0%
	Construction Manager			\$0	\$0	0%	\$0	0%
	Misc. Consulting Services			\$0	\$0	0%	\$0	0%
	Repair 1st Lake Slope Failure Behind T Bldg.	\$151,281	\$156,890					
	Architect/Engineer			\$118,265	\$93,625	79%	\$24,640	21%
	Construction			\$0	\$0	0%	\$0	0%
	Construction Manager			\$38,625	\$38,625	100%	\$0	0%
	Misc. Consulting Services			\$0	\$0	0%	\$0	0%
	Repair Light Pole Base Phase II	\$32,072	\$45,278					
	Architect/Engineer			\$37,088	\$19,848	54%	\$17,240	46%
	Construction			\$0	\$0	0%	\$0	0%
	Construction Manager			\$8,189	\$8,189	100%	\$0	0%
	Misc. Consulting Services			\$0	\$0	0%	\$0	0%
	Rehab 6 AHUs	\$17,976	\$0					
	Architect/Engineer			\$17,976	\$17,976	100%	\$0	0%
Construction			\$0	\$0	0%	\$0	0%	
Construction Manager			\$0	\$0	0%	\$0	0%	
Misc. Consulting Services			\$0	\$0	0%	\$0	0%	
Renovate Restrooms at Pool	\$4,138	\$0						
Architect/Engineer			\$4,138	\$4,138	100%	\$0	0%	
Construction			\$0	\$0	0%	\$0	0%	
Construction Manager			\$0	\$0	0%	\$0	0%	
Misc. Consulting Services			\$0	\$0	0%	\$0	0%	
NLC Maintenance Projects Subtotal	\$584,529	\$1,132,401	\$1,399,812	\$1,104,207	79%	\$295,605	21%	

Location	Project	Total Estimated Dollars	Total Revised Dollars	Dollars Allocated	Non-M/WBE Dollars	Non-M/WBE %	M/WBE Dollars	M/WBE %
NLC SAR Projects	Structural Analysis all Parking Lot Lights	\$20,725	\$0					
	Architect/Engineer			\$20,725	\$0	0%	\$20,725	100%
	Construction			\$0	\$0	0%	\$0	0%
	Construction Manager			\$0	\$0	0%	\$0	0%
	Misc. Consulting Services			\$0	\$0	0%	\$0	0%
	New & Replace Sidewalks	\$164,295	\$1,089,971					
	Architect/Engineer			\$171,222	\$0	0%	\$171,222	100%
	Construction			\$895,038	\$895,038	100%	\$0	0%
	Construction Manager			\$23,350	\$23,350	100%	\$0	0%
	Misc. Consulting Services			\$361	\$361	100%	\$0	0%
	North Campus Improvements	\$24,400	\$0					
	Architect/Engineer			\$7,981	\$7,981	100%	\$0	0%
	Construction			\$0	\$0	0%	\$0	0%
	Construction Manager			\$0	\$0	0%	\$0	0%
	Misc. Consulting Services			\$0	\$0	0%	\$0	0%
	Electrical Distribution Maintenance	\$150,000	\$0					
	Architect			\$6,420	\$0	0%	\$6,420	100%
	Construction			\$0	\$0	0%	\$0	0%
	Construction Manager			\$0	\$0	0%	\$0	0%
	Misc. Consulting Services			\$0	\$0	0%	\$0	0%
	Roof Replacement Campus Wide	\$91,923	\$1,338,787					
Architect			\$91,923	\$0	0%	\$91,923	100%	
Construction			\$1,246,600	\$1,246,600	100%	\$0	0%	
Construction Manager			\$0	\$0	0%	\$0	0%	
Misc. Consulting Services			\$264	\$0	0%	\$264	100%	
Geotech Study @ Bldg. A	\$3,273	\$0						
Architect			\$3,273	\$3,273	100%	\$0	0%	
Construction			\$0	\$0	0%	\$0	0%	
Construction Manager			\$0	\$0	0%	\$0	0%	
Misc. Consulting Services			\$0	\$0	0%	\$0	0%	
Structural Repairs Natatorium	\$8,774	\$0						
Architect			\$8,774	\$8,774	100%	\$0	0%	
Construction			\$0	\$0	0%	\$0	0%	
Construction Manager			\$0	\$0	0%	\$0	0%	
Misc. Consulting Services			\$0	\$0	0%	\$0	0%	
NLC SAR Project Subtotal		\$463,390	\$2,428,758	\$2,475,931	\$2,185,377	88%	\$290,554	12%
NLC Projects Total		\$1,047,919	\$3,561,159	\$3,875,743	\$3,289,584	85%	\$586,159	15%

Location	Project	Total Estimated Dollars	Total Revised Dollars	Dollars Allocated	Non-M/WBE Dollars	Non-M/WBE %	M/WBE Dollars	M/WBE %
RLC Maintenance Projects	RLC ADA Upgrades	\$212,919	\$321,491					
	Architect/Engineer			\$229,166	\$222,919	97%	\$6,247	3%
	Construction			\$0	\$0	0%	\$0	0%
	Construction Manager			\$91,251	\$91,251	100%	\$0	0%
	Misc. Consulting Services			\$1,074	\$0	0%	\$1,074	100%
	Replace Call Boxes	\$22,470	\$0					
	Architect/Engineer			\$22,470	\$22,470	100%	\$0	0%
	Construction			\$0	\$0	0%	\$0	0%
	Construction Manager			\$0	\$0	0%	\$0	0%
	Misc. Consulting Services			\$0	\$0	0%	\$0	0%

Location	Project	Total Estimated Dollars	Total Revised Dollars	Dollars Allocated	Non-M/WBE Dollars	Non-M/WBE %	M/WBE Dollars	M/WBE %
RLC Maintenance Projects (con't)	Replace Parking Lots C, D, & E w/Concrete	\$95,220	\$106,425					
	Architect/Engineer			\$78,615	\$0	0%	\$78,615	100%
	Construction			\$0	\$0	0%	\$0	0%
	Construction Manager			\$27,810	\$27,810	100%	\$0	0%
	Misc. Consulting Services			\$0	\$0	0%	\$0	0%
	Replace Receiving Entrance & Receiving Area	\$15,870	\$16,797					
	Architect/Engineer			\$12,162	\$0	0%	\$12,162	100%
	Construction			\$0	\$0	0%	\$0	0%
	Construction Manager			\$4,635	\$4,635	100%	\$0	0%
	Misc. Consulting Services			\$0	\$0	0%	\$0	0%
	Replace Heat Exchanger, 3 Each	\$7,490	\$0					
	Architect/Engineer			\$7,490	\$7,490	100%	\$0	0%
	Construction			\$0	\$0	0%	\$0	0%
	Construction Manager			\$0	\$0	0%	\$0	0%
	Misc. Consulting Services			\$0	\$0	0%	\$0	0%
	Upgrade VAV Controls to DDC	\$49,434	\$0					
	Architect/Engineer			\$49,434	\$49,434	100%	\$0	0%
	Construction			\$0	\$0	0%	\$0	0%
	Construction Manager			\$0	\$0	0%	\$0	0%
Misc. Consulting Services			\$0	\$0	0%	\$0	0%	
RLC Maintenance Project Subtotal	\$403,403	\$444,713	\$524,107	\$426,009	81%	\$98,098	19%	
RLC SAR Projects	Traffic Improvement at East Entrance	\$41,882	\$99,609					
	Architect			\$98,995	\$98,995	100%	\$0	0%
	Construction			\$0	\$0	0%	\$0	0%
	Construction Manager			\$0	\$0	0%	\$0	0%
	Misc. Consulting Services			\$614	\$614	100%	\$0	0%
	Replace Two Emergency Generators	\$22,684	\$0					
	Architect			\$22,684	\$0	0%	\$22,684	100%
	Construction			\$0	\$0	0%	\$0	0%
	Construction Manager			\$0	\$0	0%	\$0	0%
	Misc. Consulting Services			\$0	\$0	0%	\$0	0%
	CCTV Fannin/EI Paso Halls Card Access All Classrooms	\$65,000	\$0					
	Architect			\$65,000	\$65,000	100%	\$0	0%
	Construction			\$0	\$0	0%	\$0	0%
	Construction Manager			\$0	\$0	0%	\$0	0%
	Misc. Consulting Services			\$0	\$0	0%	\$0	0%
	Upgrade of Fire Alarm System	\$14,272	\$0					
	Architect			\$10,272	\$10,272	100%	\$0	0%
	Construction			\$0	\$0	0%	\$0	0%
	Construction Manager			\$0	\$0	0%	\$0	0%
Misc. Consulting Services			\$0	\$0	0%	\$0	0%	
Fence and Lighting	\$15,160	\$40,091						
Architect			\$40,091	\$40,091	100%	\$0	0%	
Construction			\$0	\$0	0%	\$0	0%	
Construction Manager			\$0	\$0	0%	\$0	0%	
Misc. Consulting Services			\$0	\$0	0%	\$0	0%	
Handicap Parking	\$6,741	\$0						
Architect			\$6,741	\$6,741	100%	\$0	0%	
Construction			\$0	\$0	0%	\$0	0%	
Construction Manager			\$0	\$0	0%	\$0	0%	
Misc. Consulting Services			\$0	\$0	0%	\$0	0%	

Location	Project	Total Estimated Dollars	Total Revised Dollars	Dollars Allocated	Non-M/WBE Dollars	Non-M/WBE %	M/WBE Dollars	M/WBE %
RLC SAR Projects (con't)	Renovate Locker and Dressing Room	\$5,520	\$0					
	Architect			\$5,520	\$5,520	100%	\$0	0%
	Construction			\$0	\$0	0%	\$0	0%
	Construction Manager			\$0	\$0	0%	\$0	0%
	Misc. Consulting Services			\$0	\$0	0%	\$0	0%
	AHU Replacement Performance Hall	\$26,750	\$0					
	Architect			\$26,750	\$0	0%	\$26,750	100%
	Construction			\$0	\$0	0%	\$0	0%
	Construction Manager			\$0	\$0	0%	\$0	0%
	Misc. Consulting Services			\$0	\$0	0%	\$0	0%
	AHU Analysis Sabine Hall	\$8,025	\$0					
	Architect			\$8,025	\$0	0%	\$8,025	100%
	Construction			\$0	\$0	0%	\$0	0%
	Construction Manager			\$0	\$0	0%	\$0	0%
	Misc. Consulting Services			\$0	\$0	0%	\$0	0%
	Replace Fuel Storage Tanks	\$30,123	\$0					
	Architect			\$30,123	\$0	0%	\$30,123	100%
	Construction			\$0	\$0	0%	\$0	0%
	Construction Manager			\$0	\$0	0%	\$0	0%
	Misc. Consulting Services			\$0	\$0	0%	\$0	0%
	LED Panels Video/Garland	\$20,400	\$0					
	Architect			\$20,400	\$20,400	100%	\$0	0%
Construction			\$0	\$0	0%	\$0	0%	
Construction Manager			\$0	\$0	0%	\$0	0%	
Misc. Consulting Services			\$0	\$0	0%	\$0	0%	
Replace Existing Marquees Sign w/LED Display	\$18,725	\$0						
Architect			\$18,725	\$18,725	100%	\$0	0%	
Construction			\$0	\$0	0%	\$0	0%	
Construction Manager			\$0	\$0	0%	\$0	0%	
Misc. Consulting Services			\$0	\$0	0%	\$0	0%	
RLC SAR Projects Subtotal		\$275,282	\$139,700	\$353,940	\$266,358	75%	\$87,582	25%
RLC Projects Total		\$678,685	\$584,413	\$878,047	\$692,367	79%	\$185,680	21%

Location	Project	Total Estimated Dollars	Total Revised Dollars	Dollars Allocated	Non-M/WBE Dollars	Non-M/WBE %	M/WBE Dollars	M/WBE %
DSC Maintenance Projects	Feasibility Study Administrative Cabling Infrastructure - D-W	\$5,062,857	\$0					
	Architect			\$329,893	\$329,893	100%	\$0	0%
	Construction			\$187,636	\$0	0%	\$187,636	100%
	Construction Manager			\$0	\$0	0%	\$0	0%
	Misc. Consulting Services			\$0	\$0	0%	\$0	0%
	DSC and DO ADA Upgrades	\$18,717	\$350,183					
	Architect/Engineer			\$23,052	\$23,052	100%	\$0	0%
	Construction			\$318,942	\$318,942	100%	\$0	0%
	Construction Manager			\$8,022	\$8,022	100%	\$0	0%
	Misc. Consulting Services			\$167	\$167	100%	\$0	0%

Location	Project	Total Estimated Dollars	Total Revised Dollars	Dollars Allocated	Non-M/WBE Dollars	Non-M/WBE %	M/WBE Dollars	M/WBE %
DSC Maintenance Projects (con't)								
	EFC S, RLC G, AND LeCroy ADA Upgrades	\$13,377	\$111,377					
	Architect/Engineer			\$15,297	\$13,377	87%	\$1,920	13%
	Construction			\$90,145	\$90,145	100%	\$0	0%
	Construction Manager			\$5,733	\$0	0%	\$5,733	100%
	Misc. Consulting Services			\$202	\$202	100%	\$0	0%
	Asbestos and Environmental Services District Wide (DW Environmental Services)	\$310,300	\$312,621					
	Architect/Engineer			\$310,300	\$310,300	100%	\$0	0%
	Construction			\$0	\$0	0%	\$0	0%
	Construction Manager			\$0	\$0	0%	\$0	0%
	Misc. Consulting Services			\$2,321	\$2,321	100%	\$0	0%
	Replace Exterior Signage	\$1,545	\$5,289					
	Architect/Engineer			\$3,744	\$3,744	100%	\$0	0%
	Construction			\$0	\$0	0%	\$0	0%
	Construction Manager			\$1,545	\$1,545	100%	\$0	0%
	Misc. Consulting Services			\$0	\$0	0%	\$0	0%
	Storage Building of West Parking Lot	\$927	\$4,539					
	Architect/Engineer			\$3,612	\$2,247	62%	\$1,365	38%
	Construction			\$0	\$0	0%	\$0	0%
	Construction Manager			\$927	\$927	100%	\$0	0%
	Misc. Consulting Services			\$0	\$0		\$0	0%
	DSC Maintenance Total	\$5,407,723	\$784,009	\$1,301,538	\$1,104,884	85%	\$196,654	15%
	Note: DSC has no SAR Projects							

Location	Project	Total Estimated Dollars	Total Revised Dollars	Dollars Allocated	Non-M/WBE Dollars	Non-M/WBE %	M/WBE Dollars	M/WBE %
DO Maintenance Projects								
	Dock Lift	\$11,058	\$0					
	Architect			\$7,437	\$7,437	100%	\$0	0%
	Construction			\$0	\$0	0%	\$0	0%
	Construction Manager			\$309	\$0	0%	\$309	100%
	Misc. Consulting Services			\$0	\$0	0%	\$0	0%
	Relocate AMT Personnel	\$26,415	\$0					
	Architect			\$0	\$0	0%	\$0	0%
	Construction			\$17,803	\$17,803	100%	\$0	0%
	Construction Manager			\$0	\$0	0%	\$0	0%
	Misc. Consulting Services			\$8,612	\$0	0%	\$8,612	100%
	Upgrade CHW System	\$3,744	\$0					
	Architect			\$3,744	\$3,744	100%	\$0	0%
	Construction			\$0	\$0	0%	\$0	0%
	Construction Manager			\$0	\$0	0%	\$0	0%
	Misc. Consulting Services			\$0	\$0	0%	\$0	0%
	DO Maintenance Total	\$41,217	\$0	\$37,905	\$28,984	76%	\$8,921	24%
	Note: DO has no SAR Projects							

Location	Project	Total Estimated Dollars	Total Revised Dollars	Dollars Allocated	Non-M/WBE Dollars	Non-M/WBE %	M/WBE Dollars	M/WBE %
LCET Maintenance Projects								
	AHU Renovation	\$9,868	\$0					
	Architect			\$9,095	\$9,095	100%	\$0	0%
	Construction			\$0	\$0	0%	\$0	0%
	Construction Manager			\$0	\$0	0%	\$0	0%
	Misc. Consulting Services			\$0	\$0	0%	\$0	0%
	Repair/Reseal Parapet Walls & Caps	\$922	\$2,419					
	Architect			\$1,802	\$1,802	100%	\$0	0%
	Construction			\$0	\$0	0%	\$0	0%
	Construction Manager			\$617	\$617	100%	\$0	0%
	Misc. Consulting Services			\$0	\$0	0%	\$0	0%
	LCET Maintenance Total	\$10,790	\$2,419	\$11,514	\$11,514	100%	\$0	0%
LCET SAR Projects								
	Server Room Upgrade	\$13,482	\$0					
	Architect			\$13,482	\$13,482	100%	\$0	0%
	Construction			\$0	\$0	0%	\$0	0%
	Construction Manager			\$0	\$0	0%	\$0	0%
	Misc. Consulting Services			\$0	\$0	0%	\$0	0%
	LCET SAR Total	\$13,482	\$0	\$13,482	\$13,482	100%	\$0	0%
	LCET Projects Total	\$24,272	\$2,419	\$24,996	\$24,996	100%	\$0	0%
Grand Totals		\$12,070,667	\$11,670,914	\$14,899,071	\$11,747,844	79%	\$3,151,227	21%

Prepared by EVCBA Ed DesPlas
April 23, 2014

INFORMATIVE REPORT NO. 37

Facilities Management Project Report

The status of the work of facilities management on maintenance projects and staff assistance request (SARS) projects is reported for the period ending March 31, 2014.

Brookhaven College Maintenance	Awarded \$			
	Architect/ Engineer	Construction	Construction Manager	Misc.
1) BHC ADA Upgrades (D213) Estimated Cost: \$92,035 Revised Cost: \$1,074,925 Awarded Amount: \$1,003,563	102,689	860,920	39,444	510
Start Date: June 12 Projected Completion Date: March 14				
2) Parking Lot Improvements E1 & E2 (DW226) Estimated Cost: \$127,330 Revised Cost: \$258,510 Awarded Amount: \$258,510	205,980	0	52,530	
Start Date: June 13 Projected Completion Date: March 14				
3) Parking Lot W1 & W2 (D237) Estimated Cost: \$233,230 Revised Cost: \$263,680 Awarded Amount: \$263,680	201,880	0	61,800	0
Start Date: January 14 Projected Completion Date: TBD				

Brookhaven College Maintenance	Awarded \$			
	Architect/ Engineer	Construction	Construction Manager	Misc.
4) Replace Storefronts Campus Wide (DW244)	14,980	0	0	0
Estimated Cost: \$14,980 Revised Cost: \$ Awarded Amount: \$14,980	Start Date: January 14 Projected Completion Date: TBD			
BHC Maintenance Summary	Total Estimated Cost: \$467,575	Total Revised Cost: \$0	Total Awarded Amount: \$1,540,733	

*TBD- To Be Determined

Brookhaven College SAR	Awarded \$			
	Architect/ Engineer	Construction	Construction Manager	Misc.
1) Police Communication System (BHC310)	190,035	570,686	0	286,176
Estimated Cost: \$1,214,286 Revised Cost: \$ Awarded Amount: \$1,046,897	Start Date: August 08 Projected Completion Date: March 14			
2) Spillway at Farmers Branch Creek North (BHC319)	27,343	0	0	0
Estimated Cost: \$27,343 Revised Cost: \$ Awarded Amount: \$27,343	Start Date: October 13 Projected Completion Date: TBD*			
BHC SAR Summary	Total Estimated Cost: \$1,241,629	Total Revised Cost: \$0	Total Awarded Amount: \$1,074,240	

Cedar Valley College Maintenance	Awarded \$			
	Architect/ Engineer	Construction	Construction Manager	Misc.
1) Update Fire Sprinkler Systems, Buildings D,E,F and G (D207) Estimated Cost: \$1,144,503 Revised Cost: \$ Awarded Amount: \$109,517	77,522	0	31,982	13
	Start Date: December 09 Projected Completion Date: Hold			
2) CVC ADA Upgrades (D222) Estimated Cost: \$39,066 Revised Cost: \$283,388 Awarded Amount: \$283,388	39,066	227,329	16,743	250
	Start Date: June 12 Projected Completion Date: May 14			
3) Fire Alarm Upgrade (DW227) Estimated Cost: \$67,410 Revised Cost: \$ Awarded Amount: \$67,410	67,410	0	0	0
	Start Date: June 13 Projected Completion Date: August 14			

Cedar Valley College Maintenance	Awarded \$			
	Architect/ Engineer	Construction	Construction Manager	Misc.
4) Repair Storm Drainage Front & Rear of Bldg. L (D238) Estimated Cost: \$28,566 Revised Cost: \$29,534 Awarded Amount: \$29,534	21,191	0	8,343	0
	Start Date: January 14 Projected Completion Date: TBD			
5) Repair Asphalt entrance & Road to Gym with concrete (D238) Estimated Cost: \$52,900 Revised Cost: \$59,119 Awarded Amount: \$59,119	43,669	0	15,450	0
	Start Date: January 14 Projected Completion Date: June 14			
6) Replace Concrete Steps at Lake (D238) Estimated Cost: \$10,580 Revised Cost: \$11,824 Awarded Amount: \$11,824	8,734	0	3,090	0
	Start Date: January 14 Projected Completion Date: March 14			

Cedar Valley College Maintenance	Awarded \$			
	Architect/ Engineer	Construction	Construction Manager	Misc.
7) Repair Road Front Entrance at Y Bldg. (D238) Estimated Cost: \$10,580 Revised Cost: \$11,824 Awarded Amount: \$11,824	8,734	0	3,090	0
Start Date: January 14 Projected Completion Date: TBD				
8) Performance Hall Lighting (DW241) Estimated Cost: \$7,490 Revised Cost: \$ Awarded Amount: \$7,490	7,490	0	0	0
Start Date: January 14 Projected Completion Date: TBD				
9) Replace Basketball Backboards (DW244) Estimated Cost: \$5,992 Revised Cost: \$ Awarded Amount: \$5,992	5,992	0	0	0
Start Date: January 14 Projected Completion Date: TBD				

Cedar Valley College Maintenance	Awarded \$			
	Architect/ Engineer	Construction	Construction Manager	Misc.
10) Improve Stairs/Steps at Performance Hall (DW244)	3,745	0	0	0
Estimated Cost: \$3,745 Revised Cost: \$ Awarded Amount: \$3,745	Start Date: January 14 Projected Completion Date: TBD			
CVC Maintenance Summary	Total Estimated Cost: \$1,370,832	Total Revised Cost: \$0	Total Awarded Amount: \$589,843	

Cedar Valley College SAR	Awarded \$			
	Architect/ Engineer	Construction	Construction Manager	Misc.
1) Solar Digital Sign (CVC213) Estimated Cost: \$25,000 Revised Cost: \$198,667 Awarded Amount: \$198,667	30,542	168,125	0	0
Start Date: December 11 Projected Completion Date: May 14				
2) Biological Preserve (CVC214) Estimated Cost: \$15,435 Revised Cost: \$ Awarded Amount: \$15,435	15,435	0	0	0
Start Date: September 11 Projected Completion Date: May 14				
3) Upgrade Bleachers (CVC219) Estimated Cost: \$10,336 Revised Cost: \$12,981 Awarded Amount: \$12,981	12,981	0	0	0
Start Date: August 13 Projected Completion Date: December 14				

Cedar Valley College SAR	Awarded \$			
	Architect/ Engineer	Construction	Construction Manager	Misc.
4) Feasibility Study L Building (CVC220) Estimated Cost: \$26,750 Revised Cost: \$ Awarded Amount: \$26,750	26,750	0	0	0
Start Date: October 13 Projected Completion Date: TBD				
5) Upgrade Bldg. B AHU 2nd Floor (CVC221) Estimated Cost: \$16,960 Revised Cost: \$ Awarded Amount: \$16,960	16,960	0	0	0
Start Date: October 13 Projected Completion Date: June 14				
6) Electrical Panel L113 E. (CVC222) Estimated Cost: \$3,157 Revised Cost: \$ Awarded Amount: \$3,157	3,157	0	0	0
Start Date: October 13 Projected Completion Date: May 14				

Cedar Valley College SAR	Awarded \$			
	Architect/ Engineer	Construction	Construction Manager	Misc.
7) Electrical Sub Meter (CVC223)	0	53,450	0	0
Estimated Cost: \$53,450 Revised Cost: \$ Awarded Amount: \$53,450	Start Date: February 14 Projected Completion Date: May 14			
8) Redesign of Pole Light (CVC224)	9,951	0	0	0
Estimated Cost: \$9,951 Revised Cost: \$ Awarded Amount: \$9,951	Start Date: October 13 Projected Completion Date: March 14			
CVC SAR Summary	Total Estimated Cost: \$161,039	Total Revised Cost: \$0	Total Awarded Amount: \$337,351	

Eastfield College Maintenance	Awarded \$			
	Architect/ Engineer	Construction	Construction Manager	Misc.
1) EFC ADA Upgrades (D221) Estimated Cost: \$105,101 Revised Cost: \$1,057,267 Awarded Amount: \$1,050,061	125,617	879,121	45,043	280
Start Date: June 12 Projected Completion Date: March 14				
2) Parking Lot Improvement E2B, E3, E5, W1, W5, W6 (DW231) Estimated Cost: \$247,170 Revised Cost: \$466,205 Awarded Amount: \$466,205	364,235	0	101,970	0
Start Date: May 13 Projected Completion Date: December 14				
3) Replace 600 T Chiller (DW241) Estimated Cost: \$59,920 Revised Cost: \$ Awarded Amount: \$59,920	59,920	0	0	0
Start Date: January 14 Projected Completion Date: TBD				

Eastfield College Maintenance	Awarded \$			
	Architect/ Engineer	Construction	Construction Manager	Misc.
4) Replace Pool Piping (DW241)	26,215	0	0	0
Estimated Cost: \$26,215 Revised Cost: \$ Awarded Amount: \$26,215	Start Date: January 14 Projected Completion Date: TBD			
EFC Maintenance Summary	Total Estimated Cost: \$438,406	Total Revised Cost: \$0	Total Awarded Amount: \$1,602,401	

Eastfield College SAR	Awarded \$			
	Architect/ Engineer	Construction	Construction Manager	Misc.
1) Graphic Snapshot of Existing Campus (EFC308) Estimated Cost: \$14,980 Revised Cost: \$ Awarded Amount: \$14,980	14,980	0	0	0
	Start Date: March 13 Projected Completion Date: TBD			
2) Renovate Science Labs C301 (EFC309) Estimated Cost: \$10,914 Revised Cost: \$92,096 Awarded Amount: \$92,096	10,914	81,000	0	182
	Start Date: March 13 Projected Completion Date: April 14			
3) Erosion Control / Sunderman Dr. (EFC310) Estimated Cost: \$20,000 Revised Cost: \$ Awarded Amount: \$12,305	12,305	0	0	0
	Start Date: July 13 Projected Completion Date: Hold			

Eastfield College SAR	Awarded \$			
	Architect/ Engineer	Construction	Construction Manager	Misc.
4) Structural Improvement to Pool (EFC311) Estimated Cost: \$8,369 Revised Cost: \$64,614 Awarded Amount: \$64,614	8,369	56,245	0	0
Start Date: April 13 Projected Completion Date: March 14				
5) Irrigation Improvements (EFC312) Estimated Cost: \$22,712 Revised Cost: \$22,822 Awarded Amount: \$22,822	22,712	0	0	110
Start Date: May 13 Projected Completion Date: May 14				
6) Exterior Wayfinding (EFC313) Estimated Cost: \$13,000 Revised Cost: \$ Awarded Amount: \$9,737	9,737	0	0	0
Start Date: July 13 Projected Completion Date: TBD				

Eastfield College SAR	Awarded \$			
	Architect/ Engineer	Construction	Construction Manager	Misc.
7) C-W Waterproofing and Drainage (EFC315) Estimated Cost: \$29,000 Revised Cost: \$53,383 Awarded Amount: \$53,383	53,383	0	0	0
Start Date: August 13 Projected Completion Date: April 14				
EFC SAR Summary	Total Estimated Cost: \$118,975	Total Revised Cost: \$0	Total Awarded Amount: \$269,937	

El Centro College Maintenance	Awarded \$			
	Architect/ Engineer	Construction	Construction Manager	Misc.
1) ECC R, ECC W ECC Paramount, and BJP ADA Upgrades (D214) Estimated Cost: \$54,271 Revised Cost: \$79,526 Awarded Amount: \$79,526	55,644	0	23,259	623
	Start Date: June 12 Projected Completion Date: TBD			
2) ECC ADA Upgrades (D215) Estimated Cost: \$74,891 Revised Cost: \$394,208 Awarded Amount: \$394,208	74,891	286,777	32,096	444
	Start Date: June 12 Projected Completion Date: May 14			
3) Elevator Modernization Units 1-4 (DW229) Estimated Cost: \$486,145 Revised Cost: \$ Awarded Amount: \$486,145	0	486,145	0	0
	Start Date: September 13 Projected Completion Date: May 14			

El Centro College Maintenance	Awarded \$			
	Architect/ Engineer	Construction	Construction Manager	Misc.
4) Elevator Modernization Units 5-7 (DW230) Estimated Cost: \$30,335 Revised Cost: \$465,063 Awarded Amount: \$465,063	70,781	394,282	0	0
Start Date: April 13 Projected Completion Date: March 14				
5) Replace Concrete Walk at Market St. (DW238) Estimated Cost: \$2,646 Revised Cost: \$2,948 Awarded Amount: \$2,948	2,175	0	773	0
Start Date: January 14 Projected Completion Date: TBD				
6) Seal Garage Top Floor at BJP (DW240) Estimated Cost: \$3,361 Revised Cost: \$8,818 Awarded Amount: \$8,818	6,566	0	2,252	0
Start Date: January 14 Projected Completion Date: TBD				

El Centro College Maintenance	Awarded \$			
	Architect/ Engineer	Construction	Construction Manager	Misc.
7) Replace Electrical Panel Bldg. C (DW241) Estimated Cost: \$7,490 Revised Cost: \$ Awarded Amount: \$7,490	7,490	0	0	0
Start Date: January 14 Projected Completion Date: TBD				
8) Food Service Ventilation (DW241) Estimated Cost: \$22,470 Revised Cost: \$ Awarded Amount: \$22,470	22,470	0	0	0
Start Date: January 14 Projected Completion Date: TBD				
9) Replace 2 HW Pumps (DW241) Estimated Cost: \$1,873 Revised Cost: \$ Awarded Amount: \$1,873	1,873	0	0	0
Start Date: January 14 Projected Completion Date: TBD				

El Centro College Maintenance	Awarded \$			
	Architect/ Engineer	Construction	Construction Manager	Misc.
10) Replace Central Plant Pipe Insulation at BJP (DW241) Estimated Cost: \$1,873 Revised Cost: \$ Awarded Amount: \$1,873	1,873	0	0	0
	Start Date: January 14 Projected Completion Date: TBD			
11) Remove/ Insulate Louvers (D243) Estimated Cost: \$15,280 Revised Cost: \$ Awarded Amount: \$15,280	15,280	0	0	0
	Start Date: February 14 Projected Completion Date: TBD			
12) Repaint Brick Shelf, Seal on Main & Elm (D243) Estimated Cost: \$1,873 Revised Cost: \$ Awarded Amount: \$1,873	1,873	0	0	0
	Start Date: February 14 Projected Completion Date: TBD			

El Centro College Maintenance	Awarded \$			
	Architect/ Engineer	Construction	Construction Manager	Misc.
13) Replace Ceiling Thru out 3rd Floor Garage @ BJP (D243) Estimated Cost: \$10,636 Revised Cost: \$ Awarded Amount: \$10,636	10,636	0	0	0
Start Date: February 14 Projected Completion Date: TBD				
14) Replace Window Blinds w/Shades @ BJP (D243) Estimated Cost: \$22,470 Revised Cost: \$ Awarded Amount: \$22,470	22,470	0	0	0
Start Date: February 14 Projected Completion Date: TBD				
ECC Maintenance Summary	Total Estimated Cost: \$735,614	Total Revised Cost: \$0	Total Awarded Amount: \$1,520,673	

El Centro College SAR	Awarded \$			
	Architect/ Engineer	Construction	Construction Manager	Misc.
1) Central Plant Upgrades (ECC227) Estimated Cost: \$39,204 Revised Cost: \$87,154 Awarded Amount: \$87,154	39,204	47,950	0	0
Start Date: May 11 Projected Completion Date: TBD				
2) Replace two 600 ton Cooling Towers, Bldg. C Roof (ECC230) Estimated Cost: \$27,550 Revised Cost: \$ Awarded Amount: \$27,550	27,550	0	0	0
Start Date: August 13 Projected Completion Date: January 15				
3) Installation 21 Wind Turbines (ECC231) Estimated Cost: \$5,885 Revised Cost: \$238,776 Awarded Amount: \$238,776	16,885	221,891	0	0
Start Date: June 10 Projected Completion Date: May 14				

El Centro College SAR	Awarded \$			
	Architect/ Engineer	Construction	Construction Manager	Misc.
4) Expansion Welding Lab Exhaust System @ BJP (BJP64)	21,347	213,285	0	0
Estimated Cost: \$21,347 Revised Cost: \$234,632 Awarded Amount: \$234,632	Start Date: March 13 Projected Completion Date: March 14			
ECC SAR Summary	Total Estimated Cost: \$93,986	Total Revised Cost: \$0	Total Awarded Amount: \$588,112	

Mountain View College Maintenance	Awarded \$			
	Architect/ Engineer	Construction	Construction Manager	Misc.
1) MVC ADA Upgrades (D216)	68,753	802,190	23,358	397
Estimated Cost: \$54,503 Revised Cost: \$961,446 Awarded Amount: \$894,698	Start Date: June 12 Projected Completion Date: May 14			
2) SW Parking Lot Improvement (DW233)	118,130	0	37,080	0
Estimated Cost: \$89,880 Revised Cost: \$155,210 Awarded Amount: \$155,210	Start Date: May 13 Projected Completion Date: December 14			
3) Repair Roofs Buildings C, D, E & F (DW240)	28,390	0	9,734	0
Estimated Cost: \$14,530 Revised Cost: \$38,124 Awarded Amount: \$38,124	Start Date: January 14 Projected Completion Date: TBA			

Mountain View College Maintenance	Awarded \$			
	Architect/ Engineer	Construction	Construction Manager	Misc.
4) Replace existing South Pond W/ Retention Pond & Concrete (DW240) Estimated Cost: \$19,373 Revised Cost: \$56,326 Awarded Amount: \$56,326	43,348	0	12,978	0
	Start Date: January 14 Projected Completion Date: TBA			
5) Replace Roof at Bldgs. H & J (DW240) Estimated Cost: \$29,981 Revised Cost: \$78,666 Awarded Amount: \$78,666	58,581	0	20,085	0
	Start Date: January 14 Projected Completion Date: TBA			
6) Replace West Campus Sanitary Sewer Line (DW240) Estimated Cost: \$24,515 Revised Cost: \$ Awarded Amount: \$24,515	22,352	0	2,163	0
	Start Date: January 14 Projected Completion Date: TBA			

Mountain View College Maintenance	Awarded \$			
	Architect/ Engineer	Construction	Construction Manager	Misc.
7) Replace exterior Doors and Hardware (DW244)	11,610	0	0	0
Estimated Cost: \$11,610 Revised Cost: \$ Awarded Amount: \$11,610	Start Date: January 14 Projected Completion Date: TBA			
MVC Maintenance Summary	Total Estimated Cost: \$244,392	Total Revised Cost: \$0	Total Awarded Amount: \$1,259,149	

Mountain View College SAR	Awarded \$			
	Architect/ Engineer	Construction	Construction Manager	Misc.
1) 15 Concrete Bases for East Solar Road Lights (MVC208) Estimated Cost: \$8,025 Revised Cost: \$ Awarded Amount: \$8,025	8,025	0	0	0
	Start Date: June 13 Projected Completion Date: August 14			
2) Feasibility Study Classroom W171 – W168 (MVC210) Estimated Cost: \$7,490 Revised Cost: \$ Awarded Amount: \$7,490	7,490	0	0	0
	Start Date: July 13 Projected Completion Date: TBD			
MVC SAR Summary	Total Estimated Cost: \$15,515	Total Revised Cost: \$0	Total Awarded Amount: \$15,515	

North Lake College Maintenance	Awarded \$			
	Architect/Engineer	Construction	Construction Manager	Misc.
1) NLC N, NLC S, and NLC DFW ADA Upgrades (D220) Estimated Cost: \$17,084 Revised Cost: \$109,994 Awarded Amount: \$109,994	24,193	85,621	0	180
Start Date: June 12 Projected Completion Date: March 14				
2) NLC ADA Upgrades (D223) Estimated Cost: \$116,680 Revised Cost: \$820,239 Awarded Amount: \$820,239	160,848	608,894	50,006	491
Start Date: June 12 Projected Completion Date: April 14				
3) Fire Sprinkler Upgrade (D234) Estimated Cost: \$245,298 Revised Cost: \$ Awarded Amount: \$245,298	245,298	0	0	0
Start Date: May 13 Projected Completion Date: May 15				

North Lake College Maintenance	Awarded \$			
	Architect/ Engineer	Construction	Construction Manager	Misc.
4) Repair 1st Lake Slope Failure Behind T Bldg. (DW239) Estimated Cost: \$151,281 Revised Cost: \$156,890 Awarded Amount: \$156,890	118,265	0	38,625	0
	Start Date: January 14 Projected Completion Date: TBD			
5) Repair Light Pole Base Phase II (DW239) Estimated Cost: \$32,072 Revised Cost: \$45,277 Awarded Amount: \$45,277	37,088	0	8,189	0
	Start Date: January 14 Projected Completion Date: TBD			
6) Rehab 6 AHUs (DW241) Estimated Cost: \$17,976 Revised Cost: \$ Awarded Amount: \$17,976	17,976	0	0	0
	Start Date: January 14 Projected Completion Date: TBD			

North Lake College Maintenance	Awarded \$			
	Architect/ Engineer	Construction	Construction Manager	Misc.
7) Renovate Restrooms at Pool (DW244)	4,138	0	0	0
Estimated Cost: \$4,138 Revised Cost: \$ Awarded Amount: \$4,138	Start Date: January 14 Projected Completion Date: TBD			
NLC Maintenance Summary	Total Estimated Cost: \$584,529	Total Revised Cost: \$0	Total Awarded Amount: \$1,399,812	

North Lake College SAR	Awarded \$			
	Architect/ Engineer	Construction	Construction Manager	Misc.
1) Structural Analysis all Parking Lot Lights (NLC340) Estimated Cost: \$20,725 Revised Cost: \$ Awarded Amount: \$20,725	20,725	0	0	0
Start Date: May 10 Projected Completion Date: Hold				
2) New and Replace Sidewalks (NLC341) Estimated Cost: \$164,295 Revised Cost: \$1,089,971 Awarded Amount: \$1,089,971	171,222	895,038	23,350	361
Start Date: July 10 Projected Completion Date: TBD				
3) North Campus Improvements (NLC343) Estimated Cost: \$24,400 Revised Cost: \$ Awarded Amount: \$7,981	7,981	0	0	0
Start Date: November 10 Projected Completion Date: TBD				

North Lake College SAR	Awarded \$			
	Architect/ Engineer	Construction	Construction Manager	Misc.
4) Electrical Distribution Maintenance (NLC344) Estimated Cost: \$150,000 Revised Cost: \$ Awarded Amount: \$6,420	6,420	0	0	0
	Start Date: September 11 Projected Completion Date: August 14			
5) NLC Roof Replacement Campus Wide (NLC348) Estimated Cost: \$91,923 Revised Cost: \$1,338,787 Awarded Amount: \$1,338,787	91,923	1,246,600	0	264
	Start Date: November 12 Projected Completion Date: August 14			
6) Geotech Study @ Bldg. A (NLC349) Estimated Cost: \$3,273 Revised Cost: \$ Awarded Amount: \$3,273	3,273	0	0	0
	Start Date: April 13 Projected Completion Date: May 14			

North Lake College SAR	Awarded \$			
	Architect/ Engineer	Construction	Construction Manager	Misc.
7) Structural Repairs Natatorium (NLC351) Estimated Cost: \$8,774 Revised Cost: \$ Awarded Amount: \$8,774	8,774	0	0	0
	Start Date: May 13 Projected Completion Date: August 14			
NLC SAR Summary	Total Estimated Cost: \$463,390	Total Revised Cost: \$0	Total Awarded Amount: \$2,475,931	

Richland College Maintenance	Awarded \$			
	Architect/ Engineer	Construction	Construction Manager	Misc.
1) RLC ADA Upgrades (D217) Estimated Cost: \$212,919 Revised Cost: \$321,491 Awarded Amount: \$321,491	229,166	0	91,251	1,074
	Start Date: June 12 Projected Completion Date: TBD			
2) Replace Call Boxes (DW236) Estimated Cost: \$22,470 Revised Cost: \$ Awarded Amount: \$22,470	22,470	0	0	0
	Start Date: May 13 Projected Completion Date: Hold			
3) Replace Parking Lots C, D, & E w/ Concrete (DW238) Estimated Cost: \$95,220 Revised Cost: \$106,425 Awarded Amount: \$106,425	78,615	0	27,810	0
	Start Date: January 14 Projected Completion Date: TBD			

Richland College Maintenance	Awarded \$			
	Architect/ Engineer	Construction	Construction Manager	Misc.
4) Replace Receiving Entrance & Receiving Area (DW238) Estimated Cost: \$15,870 Revised Cost: \$16,797 Awarded Amount: \$16,797	12,162	0	4,635	0
	Start Date: January 14 Projected Completion Date: TBD			
5) Replace Heat Exchanger, 3 Each (DW241) Estimated Cost: \$7,490 Revised Cost: \$ Awarded Amount: \$7,490	7,490	0	0	0
	Start Date: January 14 Projected Completion Date: TBD			
6) Upgrade VAV Controls to DDC (DW241) Estimated Cost: \$49,434 Revised Cost: \$ Awarded Amount: \$49,434	49,434	0	0	0
	Start Date: January 14 Projected Completion Date: TBD			
RLC Maintenance Summary	Total Estimated Cost: \$403,403	Total Revised Cost: \$0	Total Awarded Amount: \$524,107	

Richland College SAR	Awarded \$			
	Architect/Engineer	Construction	Construction Manager	Misc.
1) Traffic Improvement at East Entrance (RLC317) Estimated Cost: \$41,882 Revised Cost: \$99,609 Awarded Amount: \$99,609	98,995	0	0	614
	Start Date: January 12 Projected Completion Date: March 14			
2) Replace Two Emergency Generators (RLC318) Estimated Cost: \$22,684 Revised Cost: \$ Awarded Amount: \$22,684	22,684	0	0	0
	Start Date: October 13 Projected Completion Date: TBD			
3) CCTV Fannin / El Paso Halls Card Access All Classrooms (RLC321) Estimated Cost: \$65,000 Revised Cost: \$ Awarded Amount: \$65,000	65,000	0	0	0
	Start Date: October 12 Projected Completion Date: November 14			

Richland College SAR	Awarded \$			
	Architect/ Engineer	Construction	Construction Manager	Misc.
4) Upgrade of Fire Alarm System (RLC322) Estimated Cost: \$14,272 Revised Cost: \$ Awarded Amount: \$10,272	10,272	0	0	0
Start Date: March 13 Projected Completion Date: January 15				
5) Fence and Lighting (RLC326) Estimated Cost: \$15,160 Revised Cost: \$40,091 Awarded Amount: \$40,091	40,091	0	0	0
Start Date: April 13 Projected Completion Date: May 14				
6) Handicap Parking (RLC327) Estimated Cost: \$6,741 Revised Cost: \$ Awarded Amount: \$6,741	6,741	0	0	0
Start Date: April 13 Projected Completion Date: May 14				

Richland College SAR	Awarded \$			
	Architect/Engineer	Construction	Construction Manager	Misc.
7) Renovate Locker and Dressing Room (RLC328) Estimated Cost: \$5,520 Revised Cost: \$ Awarded Amount: \$5,520	5,520	0	0	0
Start Date: June 13 Projected Completion Date: TBD				
8) AHU Replacement Performance Hall (RLC332) Estimated Cost: \$26,750 Revised Cost: \$ Awarded Amount: \$26,750	26,750	0	0	0
Start Date: October 13 Projected Completion Date: TBD				
9) AHU Analysis Sabine Hall (RLC333) Estimated Cost: \$8,025 Revised Cost: \$ Awarded Amount: \$8,025	8,025	0	0	0
Start Date: October 13 Projected Completion Date: TBD				

Richland College SAR	Awarded \$			
	Architect/Engineer	Construction	Construction Manager	Misc.
10) Replace Fuel Storage Tanks (RLC334) Estimated Cost: \$30,123 Revised Cost: \$ Awarded Amount: \$30,123	30,123	0	0	0
Start Date: October 13 Projected Completion Date: TBD				
11) LED Panels Video / Garland (RLC335) Estimated Cost: \$20,400 Revised Cost: \$ Awarded Amount: \$20,400	20,400	0	0	0
Start Date: October 13 Projected Completion Date: May 14				
12) Replace Existing Marquees Sign with LED Display (RLC336) Estimated Cost: \$18,725 Revised Cost: \$ Awarded Amount: \$18,725	18,725	0	0	0
Start Date: January 14 Projected Completion Date: TBD				
RLC SAR Summary	Total Estimated Cost: \$275,282	Total Revised Cost: \$0	Total Awarded Amount: \$353,940	

District Service Center Maintenance	Awarded \$			
	Architect/Engineer	Construction	Construction Manager	Misc.
1) Feasibility Study Administrative Cabling Infrastructure District Wide (D192) Estimated Cost: \$5,062,857 Revised Cost: \$ Awarded Amount: \$517,529	329,893	187,636	0	0
	Start Date: October 07 Projected Completion Date: Hold			
2) DSC and DO ADA Upgrades (D218) Estimated Cost: \$18,717 Revised Cost: \$350,183 Awarded Amount: \$350,183	23,052	318,942	8,022	167
	Start Date: June 12 Projected Completion Date: April 14			
3) EFC S, RLC G, and LeCroy ADA Upgrades (D219) Estimated Cost: \$13,377 Revised Cost: \$111,377 Awarded Amount: \$111,377	15,297	90,145	5,733	202
	Start Date: June 12 Projected Completion Date: March 14			

District Service Center Maintenance	Awarded \$			
	Architect/Engineer	Construction	Construction Manager	Misc.
4) Asbestos and Environmental Services District Wide (DW Environmental Services) Estimated Cost: \$310,300 Revised Cost: \$312,621 Awarded Amount: \$312,621	310,300	0	0	2,321
Start Date: January 13 Projected Completion Date: TBD				
5) Replace Exterior Signage (DW240) Estimated Cost: \$1,545 Revised Cost: \$5,289 Awarded Amount: \$5,289	3,744	0	1,545	0
Start Date: January 14 Projected Completion Date: TBD				
6) Storage Building of West Parking Lot (DW240) Estimated Cost: \$927 Revised Cost: \$4,539 Awarded Amount: \$4,539	3,612	0	927	0
Start Date: January 14 Projected Completion Date: TBD				
DSC Maintenance Summary	Total Estimated Cost: \$5,407,723	Total Revised Cost: \$0	Total Awarded Amount: \$1,301,538	

District Office Maintenance	Awarded \$			
	Architect/ Engineer	Construction	Construction Manager	Misc.
1) Dock Lift (D205) Estimated Cost: \$11,058 Revised Cost: \$ Awarded Amount: \$7,746	7,437	0	309	0
	Start Date: December 09 Projected Completion Date: Hold			
2) Relocate AMT Personnel (D237) Estimated Cost: \$26,415 Revised Cost: \$ Awarded Amount: \$26,415	0	17,803	0	8,612
	Start Date: August 13 Projected Completion Date: TBD			
3) Upgrade CHW System (DW241) Estimated Cost: \$3,744 Revised Cost: \$ Awarded Amount: \$3,744	3,744	0	0	0
	Start Date: January 14 Projected Completion Date: TBD			
DO Maintenance Summary	Total Estimated Cost: \$41,217	Total Revised Cost: \$0	Total Awarded Amount: \$37,905	

LCET Maintenance	Awarded \$			
	Architect/ Engineer	Construction	Construction Manager	Misc.
1) AHU Renovation (D232)	9,095	0	0	0
Estimated Cost: \$9,868 Revised Cost: \$ Awarded Amount: \$9,095	Start Date: August 13 Projected Completion Date: September 14			
2) Repair/Reseal Parapet Walls and Caps (D240)	1,802	0	617	0
Estimated Cost: \$922 Revised Cost: \$2,419 Awarded Amount: \$2,419	Start Date: January 14 Projected Completion Date: TBD			
LCET Maintenance Summary	Total Estimated Cost: \$10,790	Total Revised Cost: \$0	Total Awarded Amount: \$11,514	

LCET SAR	Awarded \$			
	Architect/ Engineer	Construction	Construction Manager	Misc.
1) Server Room Upgrade (VC101)	13,482	0	0	0
Estimated Cost: \$13,482 Revised Cost: \$ Awarded Amount: \$13,482	Start Date: August 13 Projected Completion Date: August 14			
LCET SAR Summary	Total Estimated Cost: \$13,482	Total Revised Cost: \$0	Total Awarded Amount: \$13,482	

INFORMATIVE REPORT NO. 38

Notice of Grant Awards (May 2014)

Most of the grants in the *Notice of Grant Awards* report are from government agencies. Occasionally, a private donor may direct a gift to DCCCD rather than to DCCCD Foundation, Inc., in which case the gift from the private donor is included in *Notice of Grant Awards*.

Funding agencies define fiscal years for each grant, which often do not align with DCCCD's fiscal year. DCCCD administers grants in accordance with requirements of the funding agency and its own policies and procedures.

Source: U.S. Department of Education/TEA/Region X/ Title II Part A/Teacher and Principal Training and Recruiting
Beneficiary: Richland College
Amount: Increase \$ 7,310 New Amount \$13,267
Term: July 1, 2013 – September 30, 2014
Purpose: To increase student academic achievement through improving teacher and principal training quality and increasing the number of highly qualified teachers in classrooms and highly qualified principal and assistant principals in schools.

Source: Texas Workforce Commission/STEM Exploration Program
Beneficiary: Mountain View College
Amount: \$51,625
Term: March 3, 2014 – September 30, 2014
Purpose: To recruit students, design curriculum, and deliver a five week (June 17, 2014 – July 24, 2014) STEM summer camp to students who have just completed either the 10th or 11th grade.

Source: National Science Foundation/Subcontract with Texas A&M/ Understanding, Supporting and Creating Curriculum Pathways for Industrial Automation Careers
Beneficiary: Richland College
Amount: \$48,000
Term: March 15, 2014 – July 31, 2015
Purpose: To collaborate with industry to assess workforce needs and skills and identify curricular gaps. Also identifying

and operationalizing ways to better address industry workforce needs through new dual credit curriculum in industrial automation and delivering a syllabus for implementation (on ground and online) in future project years.

<u>Grant Awards Reported in Fiscal Year 2013-2014</u>	
September 2013	\$1,048,296
October 2013	\$3,783,840
November 2013	\$4,438,526
December 2013	\$ 50,000
January 2014	\$ 838,959
February 2014	-0-
March 2014	\$ 503,348
April 2014	\$ 93,602
May 2014	\$ 106,935
June 2014	
July 2014	
August 2014	
Total To Date	<u>\$10,863,506</u>

<u>Grant Awards Reported in Fiscal Years 2006-07 through 2012-13</u>							
<u>Type</u>	<u>2006-07</u>	<u>2007-08</u>	<u>2008-09</u>	<u>2009-10</u>	<u>2010-11</u>	<u>2011-2012</u>	<u>2012-2013</u>
Competitive	\$17,168,910	\$21,334,592	\$24,212,850	\$25,600,315	\$20,985,883	\$16,071,651	\$11,041,788
Pell Grants ¹	29,413,886	30,189,339	\$24,986,762	\$68,755,845	\$69,080,553	\$69,080,553	\$68,292,120
Total	<u>\$46,582,796</u>	<u>\$51,523,931</u>	<u>\$49,199,612</u>	<u>\$94,356,160</u>	<u>\$90,066,436</u>	<u>\$85,152,240</u>	<u>\$79,339,908</u>

¹ The annual notice of Pell grants almost always appears in the August report. Pell grants are not awarded based on competitive applications; they are a component of Title IV student aid.

INFORMATIVE REPORT NO. 39

Presentation of Contracts for Educational Services

The chancellor presents the report of contracts for educational services entered into by the colleges in the past month.

BROOKHAVEN COLLEGE - \$39,492

Ford	Automotive
Auto Nation	Six Sigma Green Belt Certification
Irving ISD	EMT Basic Certification

CEDAR VALLEY COLLEGE - \$17,790

Texan's Can Academy	Automotive Electrical
Texan's Can Academy	Phlebotomy
Texan's Can Academy	Refrigeration Principles
Texan's Can Academy	Certified Logistics Assistant

EASTFIELD COLLEGE - \$1,650

Fusion Electric	4 hour Electrical Renewal Course
Minter Electric	4 hour Electrical Renewal Course
Car-O-Liner	Automobile Alignment Course
Motorcycle Training Center	Basic Motorcycle Training

EL CENTRO COLLEGE – \$28,481

Youth Village Foundation	Introduction to Computers
American Leather	Leadership
Gatorade	Industrial Maintenance
Action Stainless & Alloys	Business Statistics

MOUNTAIN VIEW COLLEGE – \$6,408

Kenney Institute of Machining Technology	Intro to CNC Prog II Mill
Nestle' Waters North America	Intro to Gas Metal Arc Welding

NORTH LAKE COLLEGE - \$11,158

Lone Star College System	Effective Communication
TEXO	Career Training
Construction Education Foundation	Career Training

RICHLAND COLLEGE – \$7,200

Chambrel at Club Hill	Emeritus
Christian Care	Emeritus
Meadowstone	Emeritus
Monticello West	Emeritus
Presbyterian Village North	Emeritus
City of Garland	SERVE (Group B)
Dallas County	Customer Care I
Dallas County	Customer Care II
Perot Museum	Customer Service
Valspar Corporation	MS Project 2013 Basic
Valspar Corporation	MS Project 2013 Advanced

Contracts for Educational Services Reported in 2013-14

	<u>BHC</u>	<u>CVC</u>	<u>EFC</u>	<u>ECC</u>	<u>MVC</u>	<u>NLC</u>	<u>RLC</u>	<u>Total</u>
September 2013	\$ 12,289	\$ 15,695	\$ 900	\$ 35,170	\$ 15,159	\$ 89,573	\$ 20,473	\$ 189,259
October 2013	\$ 33,898	\$ 3,089	\$ 200	\$ 14,700	\$ 14,849	\$ 0	\$ 35,265	\$ 102,001
November 2013	\$ 10,901	\$ 7,213	\$ 500	\$ 37,536	\$ 29,601	\$ 127,168	\$ 17,609	\$ 230,528
December 2013	\$ 8,303	\$ 15,137	\$ 900	\$ 22,050	\$ 23,679	\$ 10,180	\$ 28,694	\$ 108,943
January 2014	\$ 6,555	\$ 2,000	\$ 725	\$ 0	\$ 9,329	\$ 5,544	\$ 6,680	\$ 30,833
February 2014	\$ 36,555	\$ 0	\$ 600	\$ 53,730	\$ 8,759	\$ 148,684	\$ 22,760	\$ 271,088
March 2014	\$ 12,487	\$ 57,158	\$ 3,275	\$ 1,500	\$ 5,459	\$ 47,904	\$ 11,170	\$ 138,953
April 2014	\$ 39,492	\$ 17,790	\$ 1,650	\$ 28,481	\$ 6,408	\$ 11,158	\$ 7,200	\$ 112,179
May 2014								
June 2014								
July 2014								
August 2014								
Total To Date	\$ 160,480	\$ 118,082	\$ 8,750	\$ 193,167	\$ 113,243	\$ 440,211	\$ 149,851	\$ 1,183,784

Contracts for Educational Services Reported in Fiscal Years 2006-07 through 2012-13

<u>Campus</u>	<u>2006-07</u>	<u>2007-08</u>	<u>2008-09</u>	<u>2009-10</u>	<u>2010-11</u>	<u>2011-12</u>	<u>2012-13</u>
BHC	\$ 344,651	\$ 263,919	\$ 259,372	\$ 295,712	\$ 245,537	\$ 295,804	\$ 301,369
CVC	886,499	804,523	829,174	288,150	195,226	206,792	109,913
EFC	122,943	95,796	63,986	26,951	26,605	25,800	51,800
ECC	312,686	500,707	560,228	509,510	294,024	339,423	290,895
MVC	137,995	164,883	119,534	68,387	179,830	86,943	89,876
NLC	424,961	431,473	270,759	373,172	406,059	466,720	494,958
RLC	196,645	173,689	139,100	141,494	170,260	143,847	204,246
Total	\$2,426,380	\$2,434,990	\$2,242,153	\$1,703,376	\$1,517,541	\$1,565,329	\$1,543,057

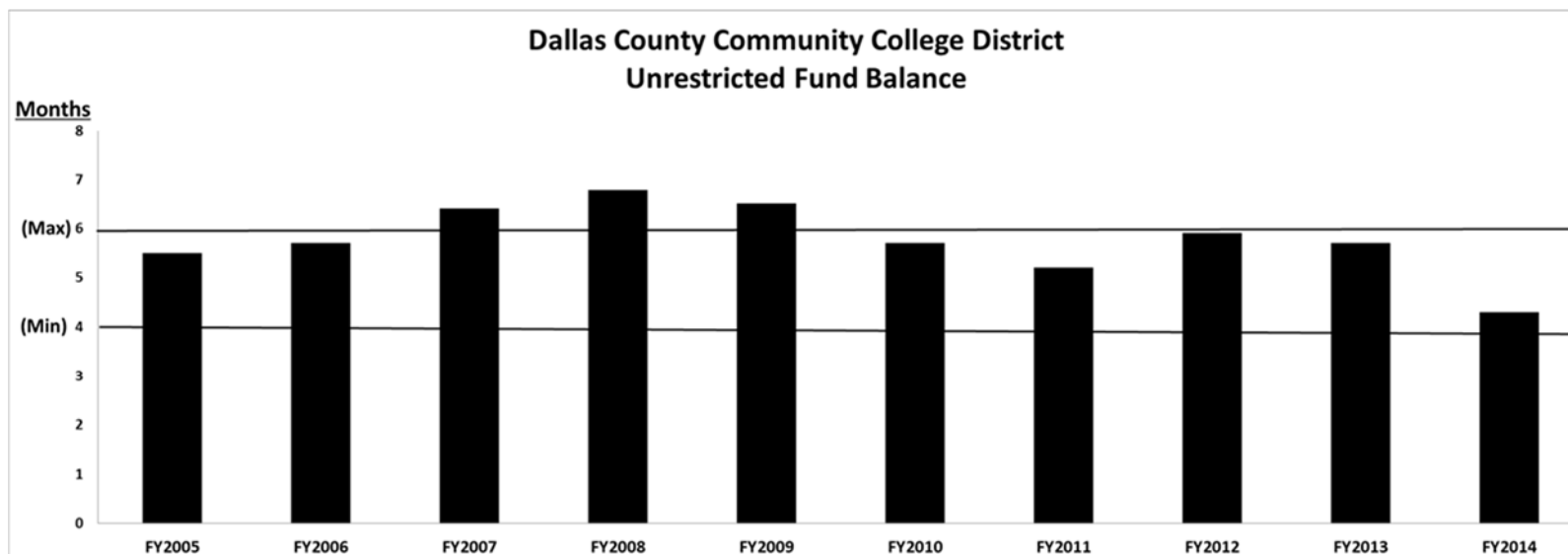
INFORMATIVE REPORT NO. 40

Presentation of Ten-Year History of Fund Balance Report for March 2014

The chancellor presents the Ten-Year History of Fund Balance Report for March 2014 for review.

DALLAS COUNTY COMMUNITY COLLEGE DISTRICT
Unrestricted and Discretionary Fund Balance to Unrestricted and Auxiliary Fund Expenditures

Year	Fiscal Years Ended 8/31									
	2005	2006	2007	2008	2009	2010	2011	2012	2013	2014 (Fall Rev.)
Total Combined Fund Balances	\$ 106,076,711	\$ 119,165,007	\$ 138,702,672	\$ 157,282,974	\$ 165,108,432	\$ 156,634,162	\$ 144,903,522	\$ 152,909,293	\$ 157,503,544	\$ 135,020,352
Unrestricted & Auxiliary Funds Exp.	\$ 231,444,226	\$ 251,188,226	\$ 261,538,955	\$ 276,206,208	\$ 303,358,453	\$ 327,741,971	\$ 331,239,066	\$ 311,845,264	\$ 334,265,713	\$ 374,792,473
Ratio of Fund Balance to Expenditures	45.83%	47.44%	53.03%	56.94%	54.43%	47.79%	43.75%	49.03%	47.12%	36.03%
Number of Months Coverage	5.5	5.7	6.4	6.8	6.5	5.7	5.2	5.9	5.7	4.3



INFORMATIVE REPORT NO. 41

Presentation of Workforce Demographics

The chancellor presents the Workforce Demographics report as of March 31, 2014.

Workforce diversity continues to be a priority for the Dallas County Community College District, as reflected in the Board's strategic objectives. This report is designed to present workforce diversity information as a five-year trend analysis to provide a historic perspective on changes in the three major employee groups within the DCCCD.

**DALLAS COUNTY COMMUNITY COLLEGE DISTRICT
WORKFORCE DEMOGRAPHICS**

CUMULATIVE DATA: DISTRICT-WIDE & YEAR-TO-DATE

For the month ending: March 2014

Five Year Distribution: Full-Time Employees Only										
	2009-10		2010-11		2011-12		2012-13		2013-14	
	#	%	#	%	#	%	#	%	#	%
<u>Administrators</u>										
White	297	60.37%	244	57.14%	232	56.04%	240	56.87%	227	53.92%
Black	110	22.36%	101	23.65%	100	24.15%	98	23.22%	110	26.13%
Hispanic/Latino	55	11.18%	54	12.65%	54	13.04%	57	13.51%	57	13.54%
Asian	10	2.03%	8	1.87%	8	1.93%	7	1.66%	8	1.90%
Native American/Alaskan	11	2.24%	10	2.34%	10	2.42%	9	2.13%	8	1.90%
International	0	0.00%	0	0.00%	0	0.00%	0	0.00%	0	0.00%
Unknown/Not Reported	9	1.83%	10	2.34%	10	2.42%	11	2.61%	11	2.61%
Hawaiian/Pacific Islander*									0	
Total	492	100.00%	427	100.00%	414	100.00%	422	100.00%	421	100.00%
<u>Faculty</u>										
White	498	63.44%	444	62.36%	509	63.63%	537	61.94%	534	61.73%
Black	110	14.01%	100	14.04%	121	15.13%	139	16.03%	137	15.84%
Hispanic/Latino	92	11.72%	86	12.08%	96	12.00%	106	12.23%	110	12.72%
Asian	55	7.01%	53	7.44%	60	7.50%	67	7.73%	66	7.63%
Native American/Alaskan	9	1.15%	7	0.98%	6	0.75%	6	0.69%	8	0.92%
International	0	0.00%	0	0.00%	0	0.00%	2	0.23%	3	0.35%
Unknown/Not Reported	21	2.68%	22	3.09%	8	1.00%	10	1.15%	7	0.81%
Hawaiian/Pacific Islander*									0	
Total	785	100.00%	712	100.00%	800	100.00%	867	100.00%	865	100.00%
<u>Professional Support Staff</u>										
White	892	46.15%	775	44.49%	747	43.18%	779	42.59%	797	41.15%
Black	577	29.85%	548	31.46%	533	30.81%	559	30.56%	602	31.08%
Hispanic/Latino	324	16.76%	293	16.82%	309	17.86%	335	18.32%	361	18.64%
Asian	86	4.45%	78	4.48%	87	5.03%	96	5.25%	110	5.68%
Native American/Alaskan	14	0.72%	10	0.57%	10	0.58%	9	0.49%	10	0.52%
International	4	0.21%	4	0.23%	3	0.17%	6	0.33%	3	0.15%
Unknown/Not Reported	36	1.86%	34	1.95%	41	2.37%	45	2.46%	54	2.79%
Hawaiian/Pacific Islander*									0	
Total	1933	100.00%	1742	100.00%	1730	100.00%	1829	100.00%	1937	100.00%
Grand Total	3210		2881		2944		3118		3223	

*Pacific Islander included with Asian count prior to Fiscal Year 2012/2013